

Gambia publications in the Science Citation Index Expanded: bibliometrics of institutions and subjects
Publicaciones de Gambia en el *Science Citation Index Expanded*: bibliometría de instituciones y temas

Karamo Bah¹
Hui-Zhen Fu²
Yuh-Shan Ho^{3*}

¹ Department of Biotechnology, College of Health Science, Asia University, No. 500, Lioufeng Road, Wufeng, Taichung 41354, Taiwan.

² Department of Information Resources Management, School of Public Affairs, Zhejiang University, No. 866 Yuhangtang Road, Hangzhou 310058, People's Republic of China.

³ Trend Research Centre, Asia University, No. 500, Lioufeng Road, Wufeng, Taichung County 41354, Taiwan; ysho@asia.edu.tw

*Correspondence

Received 27-X-2018

Corrected 25-III-2019

Accepted 22-IV-2019

Abstract

Gambia is the smallest country in West Africa and it has contributed to the academic world over the past decades. This study characterized document type, language, publication trend, subject category, international collaboration of Gambia publications during 1900-2016 based on Science Citation Index Expanded in Web of Science. Results showed that Gambia is highly reliant on foreign and international collaboration in research, especially with the UK and USA. International collaboration was responsible for the increasing scientific production and scientific impact of Gambia over the years. Medical Research Council (MRC) contributed the most Gambia publications, and played an important role in conducting international collaboration. Most of Gambia publications focused on tropical medicine, environmental and occupational public health, immunology and infectious diseases. Gambia has attracted increasing attention from the academic world, with improving scientific production and scientific impact, signalling more prestige in the scientific community. With the information and insights provided in this paper, we managed to obtain a quick overview of Gambia publications that can help make strategic decisions for researchers and governors of scientific research.

Key words: Gambia; Web of Science; Scientometrics; Citation Impact; collaboration.

Resumen

Gambia es el país más pequeño de África occidental, pero ha contribuido con el mundo académico en las décadas pasadas. Este estudio caracteriza tipos de documentos, idioma, tendencias de publicación, temas y colaboración internacional de las publicaciones de Gambia entre 1900 y 2016, con base en el *Science Citation Index Expanded* en *Web of Science*. Los resultados indican que Gambia depende en gran medida de la colaboración internacional para publicar, principalmente del Reino Unido y EE.UU. Esta colaboración explica el aumento de la producción científica y el impacto científico de Gambia en los últimos años. El *Medical Research Council* (MRC) publicó el mayor número de artículos y ha cumplido una función importante en la colaboración internacional. La mayoría de publicaciones de Gambia se enfocan en medicina tropical, salud pública ambiental y ocupacional, inmunología y enfermedades contagiosas. Con la información y las observaciones de este artículo obtenemos una rápida visión general de las publicaciones de Gambia, que puede ayudar a investigadores y administradores a tomar decisiones estratégicas.

Palabras clave: Gambia; *Web of Science*; *Scientometrics*; factor de impacto; colaboración.

Introduction

Gambia, a former British colony, is located in the West Coast of Africa and has a population of 1.5 million (Saine, 2003). Before 1999, Gambia had no university. Students intending on higher education were compelled to go overseas, and some who were financially incapable. The first University was established in 1999, 34 years after independence and 29 years after the proclamation of the Republic. However, before the establishment of the University, Yundum Teacher's College which was founded in 1952 became Yundum College in 1955, when it was foreseen that its scope should be widen for efficient and productive learning. The former Gambia School of Nursing and Midwifery, the School of Agriculture and the School of Public Health, until then separate institutions, were combined with the Teacher Training College into an institution renamed Gambia College, by an Act of Parliament which was passed in 1978. This union led to the College operating from two campuses, School of Nursing and Midwifery located at Banjul city, whereas the Schools of Agriculture, Education and Public Health are located at Brikama campus (gambiacollege.edu.gm).

To illustrate the research trend in the Gambia, we used a bibliometric analysis to characterize Gambia publications. Bibliometric methods as common research tools have commonly been used to analyse the scientific performance of countries in the world (Glänzel, 2000; Guan & Gao, 2008), research specialties or area of interest with journals (Yamazaki, 1994), subject categories (Pouris, 1989; Moed, de Bruin, & Van Leeuwen,

1995), collaborative countries and institutions (Glänzel, 1996; 2000). Bibliometric analysis is a facilitative technique for depicting scientific research (Fu & Ho, 2013) which can be used to make significant decisions in the modern development of science (Lucio-Arias & Leydesdorff, 2009). Likewise, research trends in certain fields of science such as the research areas of interest, various journals types, scientific conference papers, scientific institutions and countries in the world of science community can be established using bibliometric indicators (Wang, Yu, & Ho, 2010). Similarly, scientific research that was produced by various countries belonging to distinct continents has also been analysed using bibliometric indicators, such as Serbia (Ivanović & Ho, 2015), Morocco (Bouabid & Martin, 2009), Republic of South Africa (Jeenah & Pouris, 2008), Costa Rica (Monge-Nájera & Ho, 2012), and Taiwan (Chuang & Ho, 2015).

The aim of this publication was to dissect numerous articles that were written by Gambian researchers in the Science Citation Index Expanded (SCI-EXPANDED) database from 1900 to 2016. This study was split into three categories: in the first section, we determined the total scientific performance of Gambia in the SCI-EXPANDED. Secondly, we considered publication activities, with core emphasis on favoured journals and their subject categories, where Gambian high international collaborating and national inter-institutional partners were shown.

Materials and methods

The information presented in this study was generated from Science Citation Index Expanded (SCI-EXPANDED) online version, the Clarivate Analytics Web of Science Core Collection database (updated on November 28, 2017). An advanced search was carried out to extract documents that had “Gambia” in the country field from the period of 1900 to 2016. The SCI-EXPANDED records and the number of citations in each year per document were downloaded from the database into Microsoft Excel 2013 and the data was later coded manually (Li & Ho, 2008; Ho & Fu, 2016). The impact factors (IF_{2016}) of the journals were taken from the Journal Citation Reports (*JCR*) which was published in 2016.

Article classification was done to ascertain the authentic origin of all the publications. Articles that were published from England, Scotland, Northern Ireland, and Wales were recategorized as originated from the United Kingdom (UK), while articles from USSR (the Union of Soviet Socialist Republics) were checked and reclassified as being from Russia (Ho, Siu, & Chuang, 2016). Articles that were published from Congo were examine and recategorized as articles from Dem Rep Congo, likewise articles from Rep of Congo were reviewed and reordered as from Rep of Congo (Republic of the Congo). Similarly, articles from London School of Hygiene and Tropical Medicine and University of London School of Hygiene and Tropical Medicine were reclassified as originated from London School of Hygiene and Tropical Medicine. A potential bias in analysis of institutions might occur when authors use different spelling of associations for the same institution (Fu, Long, & Ho, 2014). Therefore, we merged these institutions, for example MRC Labs, MRC Unit, MRC, and Med Res Council were merged to be MRC.

Different countries and institutions that have contributed to the article were estimated by the affiliation of at least one author to the publications (Wang et al., 2010). Collaboration was established by the affiliations of the authors, where ‘single country article’ and ‘single institute article’ was assigned if the researchers’ affiliations were from the same country and institute respectively, whereas ‘internationally collaborative articles’ was classified to those articles that were coauthored by researchers from distinct countries, while ‘inter-institutionally collaborative article’ was assigned if authors originated from diverse institutions. As for the author, if one author was assigned as the first author of one publication, the publication was considered as “first author publication” of the author; and if one author was assigned as the corresponding author of one publication, the publication was considered as “corresponding author publication” of the author. In terms of country/territory or institution, the term “first author publication” was assigned if the first author was from the country/territory or institution for analysis; and the term “corresponding author publication” was assigned if the corresponding author was from the country/territory or institution for analysis (Fu & Ho, 2014).

To determine the total citations since publication to the end of a specific year, the idea of TC_{year} was proposed by Ho and his fellow workers (Wang, Fu, & Ho, 2011; Chuang, Wang, & Ho, 2011). This indicator makes total citations to be a constant as a scientific result which can be recurrent and checked (Ho & Fu, 2016). To explore the citation rate in a publication, indicators such as C_{2016} , TC_{2016} , and CPP_{2016} were used. The influence of articles in the current year was considered as the number of citations from Web of Science Core Collection of a paper in that year only (C_{year}), for example C_{2016} (Ho, 2012), TC_{2016} was defined as the total number of citations since publication to the end of 2016 (Wang et al., 2011; Chuang et al., 2011). Therefore, number of citations per publication CPP_{2016} ($CPP_{2016} = TC_{2016}/TP$) was developed based on TC_{2016} (Ho, 2012; Elango & Ho, 2017).

Results

Document type and language of publication: A total of 2 509 documents were published by at least one author from the Gambia which represented 11 document types in SCI-EXPANDED. Out of total journal articles, 99.9 % were published in English, two in French and one in German.

Table 1 shows the features of the 11 document types, including 1 867 articles (74 % of 2 509 documents) with 12 different authors per publication (APP) which was higher than 32 documents and their citations per publication (CPP_{2016}) (Table 1). An article entitled “Global, regional, and national age-sex specific all-cause and cause-specific mortality for 240 causes of death, 1990-2013: A systematic analysis for the Global Burden of Disease Study 2013” (Naghavi et al., 2015) had the highest number (89) of countries per publication where the total of 713 authors originated. Another definitive article entitled “A global reference for human genetic variation” (Auton et al., 2015) had 774 authors from

25 distinct countries, this article was similar to a study by Wang et al. (2016), Forouzanfar et al. (2015), and Vos et al. (2015) where a single publication had a multiple number of authors such as 786, 722, and 679, respectively. Documents of reviews had the highest CPP_{2016} which can be attributed to the classic review entitled “Genome-wide association study of 14 000 cases of seven common diseases and 3 000 shared controls” (Burton et al., 2007) with $TC_{2016} > 4\,282$ by 194 authors.

TABLE 1
Characteristics of document type

Document type	TP	%	AU	APP	TC_{2016}	CPP_{2016}
Review	52	1.6	169	3.3	2 722	52
Proceedings paper	370	12	1 357	3.7	7 055	19
Article	2 846	90	11 889	4.2	38 276	13
Note	4	0.13	13	3.3	34	8.5
Reprint	35	1.1	78	2.2	170	4.9
Correction	12	0.38	44	3.7	9	0.75
Editorial material	58	1.8	102	1.8	42	0.72
Meeting abstract	141	4.5	184	4.3	1	0.0071
Letter	4	0.13	5	1.3	0	0
Biographical-item	3	0.095	3	1.0	0	0
Addition correction	3	0.095	3	1.0	0	0
Item about an individual	3	0.095	3	1.0	0	0

TP: number of publications; *AU*: number of authors; *APP*: number of authors per publication; TC_{2016} : the total number of citations from Web of Science Core Collection since publication to the end of 2016; CPP_{2016} : number of citations (TC_{2016}) per publication (*TP*).

Characteristics of publication outputs and citation impact: A total of 1 867 Gambia articles were published in SCI-EXPANDED over years and their citations per publication (CPP_{2016}) is shown in figure 1, while the citation life cycles of Gambia’s publications are shown in figure 2 (Fig. 1 and Fig. 2). No Gambia articles were found before 1972. After 1993 and 2011, a sharp increase of publications occurred. The variability in life span of the total Gambian articles cited per publication shows that CPP increased more rapidly in the first year after publication and reached a peak in the 3rd year (Fig. 2). In 1986, only four articles had the highest CPP_{2016} of 79.

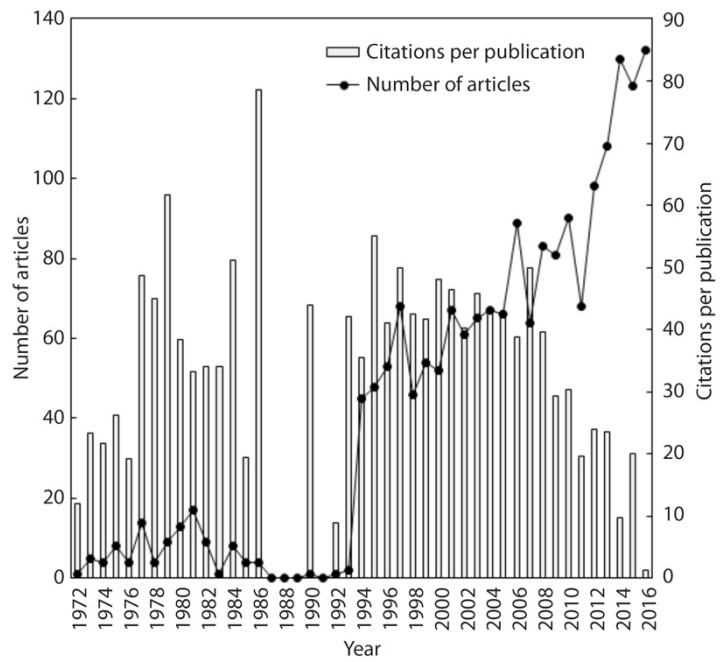


Fig. 1. Number of articles and citations per publication by year.

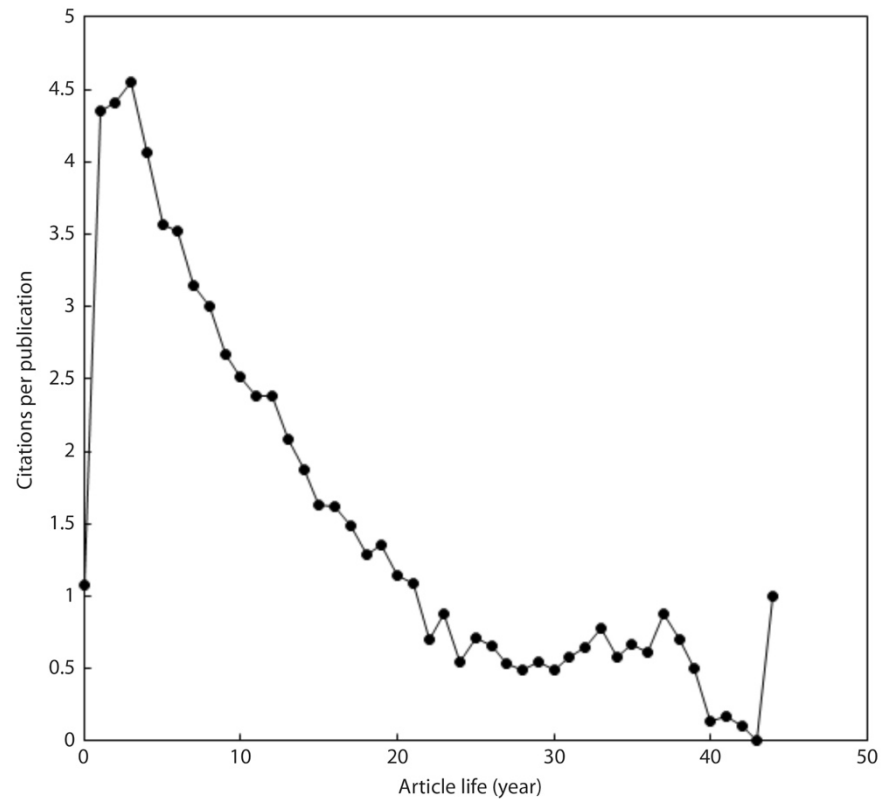


Fig. 2. Citation life span for Gambia articles.

Web of Science categories and journals: As shown in figure 3 (Fig. 3 see Appendix 1), 52 % of all articles were published in leading four categories including immunology with 429 articles (23.0 % of 1 867 articles), infectious diseases 421 (22.5 %) articles, public, environmental and occupational health 332 (18 %) articles, and tropical medicine with 329 (18 %) articles. According to Journal Citation Reports (JCR) in 2016, there were 177 Web of Science categories in SCI-EXPANDED. Based on the classification of various categories in JCR in 2016, Gambia articles were distributed in 94 Web of Science categories in SCI-EXPANDED. The top 20 productive Web of Science categories are shown in figure 3

(Fig. 3). A total of 19 journals were listed in Web of Science category of tropical medicine, and 18 % of Gambia articles were published in this category because Gambia is a tropical country where infectious diseases such as malaria, leishmaniasis, schistosomiasis, African trypanosomiasis, Dengue fever, etc. thrive well by hot and humid conditions.

Consequently, total articles were published in 393 journals in SCI-EXPANDED. The top 10 most productive journals are listed in table 2 (Table 2 see Appendix 2). *PLoS One* with IF_{2016} of 2 806 in category of multidisciplinary sciences, published the most Gambia articles (111; 5.9 % of 1 867 articles), followed by *Transactions of the Royal Society of Tropical Medicine and Hygiene* with IF_{2016} of 2 279 in categories of public, environmental and occupational health and tropical medicine (72; 2.3 %), and *Journal of Infectious Diseases* with IF_{2016} of 6 273 in categories of immunology, infectious diseases, and microbiology (72; 2.3 %). Surprisingly, 53 Gambian articles were published in *Lancet* with IF_{2016} of 47 831 ranked 2nd in category of general and internal medicine. Articles published in *Lancet* by Naghavi et al. (2015), Kotloff et al. (2013), Cutts et al. (2005), Vos et al. (2015), Snow et al. (1997) and Bojang et al. (2001) with TC_{2016} of 842 (rank 1st), 576 (3rd), 537 (4th), 465 (6th), 429 (7th), and 355 (8th), were the main highly cited articles in the Gambia.

Collaborating countries and institutes: In general, 154 (8.2 % of 1 867) were Gambia independent articles and 1 713 (92 %) were internationally collaborative articles with authors from 157 different countries.

Table 3 (Table 3 see Appendix 3) displays the 10 commonest countries that collaborated with Gambia in research publications including the first and the corresponding authors as well as their CPP_{2016} . The Gambia articles that collaborated with Kenya and Germany had the highest CPP_{2016} of 55. Furthermore, a total of 136 (7.3 % of 1 867 Gambia's articles) were independent institution articles, while 1 731 (93 %) articles were institutionally collaborative. Of 1867 Gambia articles, the first authors of 210 internationally collaborative articles were from UK. Also, 213 (12 % of 1 728 articles with corresponding affiliations) with the UK corresponding authors were from London School of Hygiene and Tropical Medicine in UK. A total of 54 internationally collaborative articles had the highest CPP_{2016} but their corresponding authors were from Kenya. In addition, 54 internationally collaborative articles had the highest CPP_{2016} when the first authors were from USA and the lowest CPP_{2016} of 23 when the first authors were from Belgium.

The MRC (Medical Research Council) ranked top one in five indicators, including 1 534 (82 %) of total Gambia articles, 102 institutional independent articles (75 % of 136 institutional independent articles), 1 432 internationally collaborative articles (92.7 % of 1 731 internationally collaborative articles), 537 first author articles (29 % of 1 867 Gambia articles), and 418 corresponding author articles (24 % of 1 728 articles with corresponding author's affiliations in Web of Science). Figure 4 (Fig. 4 see Appendix 4) exhibits characteristics of publication types and their citations per publication. Publications of the top 10 institutions in the Gambia were compared with the five indicators in table 4 (Table 4 see Appendix 5). As shown in table 4 a total of 1 598 (82 %) of Gambia articles were published by the MRC unit which ranked top among the research institutions in the Gambia (Table 4).

Discussion

Document type and language of publication: The distributions of document types in the Web of Science and language of publication were attached much attention for tropical countries in Central America. For example Costa Rica (Monge-Nájera & Ho, 2012), Nicaragua (Monge-Nájera & Ho, 2017a), and Honduras (Monge-Nájera & Ho, 2017b), likewise countries in tropical regions of Africa such as Republic of Cameroon (Tchui fon Tchui fon, Fu, & Ho, 2017) and Ghana (Boamah & Ho, 2018). The majority of Gambia publications in the SCI-EXPANDED are formal articles, which might be partly explained by the fact that generally, institutions do not offer financial motivations for the publication of comments, letters, and book reviews, and therefore authors focus their efforts in publication of full articles.

Gambia's articles published in SCI-EXPANDED were mostly in English, similar with some Central American countries (Monge-Nájera & Ho, 2015). Nevertheless, Gambia is an Anglophone country that was colonized by the British Empire. There are only two articles written in French, indicated that though Gambia is almost surrounded by a Francophone country Senegal, French education is not highly incorporated in Gambia's education system.

Characteristics of publication outputs and citation impact: No Gambia articles before 1972 might be attributed to that the Gambia became an independent member of the Commonwealth in February 1965, and five years later a new Constitution was approved in a referendum in April 1970 to transform the nation into a republic. In addition, it may also have resulted to the general election that was held on 28th and 29th March 1972. In 1986, only four articles had the highest CPP_{2016} which can be attributed to the article entitled "Antigens induced on erythrocytes by *P. falciparum*: Expression of diverse and conserved determinants" (Marsh & Howard, 1986) with a TC_{2016} of 278, by Marsh from Gambia and Howard from USA. The peak year of CPP (3rd year) conformed to some tropical countries in Central America such as El Salvador (Monge-Nájera & Ho, 2017c), but distinguished from other tropical countries such as Honduras with the peak year shifting to the 4th year (Monge-Nájera & Ho, 2017b), 2nd year in Nicaragua (Monge-Nájera & Ho, 2017a) and likewise Guatemala (Monge-Nájera & Ho, 2018).

Web of Science categories and journals: The majority of the Gambia articles were published in tropical medicine. Mortality rate from cerebral malaria still ranges between 20 and 30 % in the eastern part of the Gambia where three-quarters of these deaths occur within 24 hours of admission (Jaffar, 2005). Nevertheless, preventing the spread of infectious tropical diseases is paramount and stringent precautions enabled Gambia to focus on research areas in tropical medicine.

A total of 286 journals were listed in category of biochemistry and molecular biology but only 1.7 % of Gambia articles were published in this category, since the country's main target is to combat the occurrences of infectious diseases that cost the lives of many individuals, thus the focus

of Gambia research is actively on the tropical medicine and infectious diseases elimination. Furthermore, it should be comprehended that based on the journal type it can be categorized into two or more classifications, for instance *Journal of Infectious Diseases* was listed in categories of immunology, infectious diseases, and microbiology, therefore the total percentage of the journals was higher than 100 % (Ho, 2014). Meanwhile most articles in Costa Rica were published in *Revista de Biología Tropical* (Monge-Nájera & Ho, 2012), and *American Journal of Tropical Medicine and Hygiene* published the most articles for both Nicaragua (Monge-Nájera & Ho, 2017a) and Honduras (Monge-Nájera & Ho, 2017b). The Gambia independent articles published in *Lancet* by Obaro (2000), Faal (1997), and Cham (1997) had no citation after their publication. An article entitled “The Gambia: Treated bednets (Cham, 1997) had no citations after its publication. Treated bednet may not be a popular area of research in most countries but in Gambia, due to the high cases of malaria in the past years. At least 25 % of the high mortality rates in Gambia was attributed to malaria killing children (aged 1 - 4 years) (Greenwood et al., 1987). The use of bednets is traditionally high in many Gambian households. A nationwide survey of bednet use in rural Gambia found that 58 % of Gambian beds had bednets (D’Alessandro, Aikins, Langerock, Bennet, & Greenwood, 1994).

Collaborating countries and institutes: Majority of the Gambia’s collaboration were from UK, followed by USA and Belgium. This differs from other tropical countries, such as Panama whose top three collaborators are USA, Germany and UK (Monge-Nájera & Ho, 2015), USA and Sweden for Nicaragua (Monge-Nájera & Ho, 2017a), USA, France and Mexico for Costa Rica (Monge-Nájera & Ho, 2012), USA, Mexico and Brazil for Honduras (Monge-Nájera & Ho, 2017b) and France, USA, and UK for Cameroon (Tchuifon Tchuifon et al., 2017).

The outcome illustrates that Gambia’s independent research ability is ineffective and weak. UK establishes the highest collaboration because Medical Research Council (MRC) unit in the Gambia is the UK’s single largest investment in medical research in a developing country. It was established in the Gambia in 1947. The Unit’s research focuses on infectious diseases of immediate concern to the Gambia and the continent of Africa, with the aim of reducing the burden of illness and death in the country and the developing world as a whole. Furthermore, 31 and 34 % of Gambia articles with first and corresponding author information, respectively, were from UK institutions, this indicates that UK had significant collaboration with Gambia.

This analysis of institutions was similar in other tropical countries where the most productive institutions are: El Salvador; Universidad de El Salvador (Monge-Nájera & Ho, 2017c), Panama; Smithsonian Tropical Research Institute (STRI) (Monge-Nájera & Ho, 2015), Nicaragua; Universidad Nacional Autónoma de Nicaragua-Managua (UNAN) (Monge-Nájera & Ho, 2017a), Honduras; Universidad Nacional Autónoma de Honduras (Monge-Nájera & Ho, 2017b), Costa Rica; Universidad de Costa Rica (Monge-Nájera & Ho, 2012), and Cameroon; University of Yaoundé I (Tchuifon Tchuifon et al., 2017).

MRC unit was far established in 1947 before some of the current institutions were founded. The majority of its publications were from international collaboration, although 76 % of the articles were published by the unit independently. International Trypanotolerance Centre (ITC), top second research institute in the Gambia was founded in 1982 by an Act of Gambian Parliament. The centre aimed to increase the efficiency

of livestock-based farming methods through the deployment of improved technological options based on good exploitation of adaptive traits of indigenous livestock. The centre had published 104 articles. Royal Victoria Teaching Hospital (RVTH), now called Edward Francis Small Teaching Hospital (EFSTH), was one of the oldest hospitals in the Gambia and has published 92 articles in the Web of Science. Out of the total publications by RVTH, 4 % of its articles were single institute articles, and 5 % were from inter-institutional collaboration. Gambia Government Department of Health and Social Welfare had also contributed a quota in research development in the Gambia. Most interestingly, the department itself has not published any single articles independently, likewise the National Eye Care Program and the University of the Gambia; their total publications were 99, 21, and 20 respectively, most of the articles published by them were inter-institutionally collaborative articles. This paper presents a systematic review and bibliometric analysis of Gambian literature, which could serve as a reference for the researchers, administrators, and general audients. While the performance differed in many aspects, a few conclusions could be drawn. Gambia speeded up during 1972-1981 and during 1994-2016 with rising outputs. The citation life cycle of The Gambia revealed the peak citation was at the 3rd year, similar with other tropical countries. Not surprisingly, Gambian scientists most concerned are the categories of immunology, infectious diseases, environmental and occupational public health, tropical medicine, while 2 509 Gambian articles were published in 456 journals, dominated by *PLoS One*, *Transactions of the Royal Society of Tropical Medicine and Hygiene*, and *Journal of Infectious Diseases*. Interestingly, citations per publication and number of articles published were higher when neither the first author nor the corresponding authors were from Gambia. It can be due to Gambian researchers were mostly integrated into international research groups. With regards to international collaboration, more than 90 % of all articles published by Gambian researchers were international collaborations. Additionally, the UK conquered the ranking of the most collaborative country with Gambia. Most remarkably, for institutional independent publications, MRC unit was the most prolific institution that produced majority of Gambia publications and the other productive centre was ITC.

References

- Auton, A., Abecasis, G. R., Altshuler, D. M., Durbin, R. M., Abecasis, G. R., Bentley, D. R., & McVean, G. A. (2015). A global reference for human genetic variation. *Nature*, *526*(7571), 68-74.
- Boamah, P. O., & Ho, Y. S. (2018). Bibliometric analysis of Ghana publications in the Science Citation Index Expanded. *Revista de Biología Tropical*, *66*(1), 106-121.
- Bojang, K. A., Milligan, P. J. M., Pinder, M., Vigneron, L., Allouche, A., Kester, K. E., ... Doherty, T. (2001). Efficacy of RTS, S/ASO2 malaria vaccine against *Plasmodium falciparum* infection in semi-immune adult men in the Gambia: A randomised trial. *Lancet*, *358*(9297), 1927-1934.

- Bouabid, H., & Martin, B. R. (2009). Evaluation of Moroccan research using a bibliometric-based approach: Investigation of the validity of the h-Index. *Scientometrics*, 78(2), 203-217.
- Burton, P. R., Clayton, D. G., Cardon, L. R., Craddock, N., Deloukas, P., Duncanson, A., & Worthington, J. (2007). Genome-wide association study of 14,000 cases of seven common diseases and 3,000 shared controls. *Nature*, 447(7145), 661-678.
- Cham, M. K. (1997). The Gambia: Treated bednets. *Lancet*, 349(S3), 26.
- Chiu, W. T., & Ho, Y. S. (2005). Bibliometric analysis of homeopathy research during the period of 1991 to 2003. *Scientometrics*, 63(1), 3-23.
- Chuang, K. Y., & Ho, Y. S. (2015). An evaluation based on highly cited publications in Taiwan. *Current Science*, 108(5), 933-941.
- Chuang, K. Y., Wang, M. H., & Ho, Y. S. (2011). High-impact papers presented in the subject category of water resources in the Essential Science Indicators database of the Institute for Scientific Information. *Scientometrics*, 87(3), 551-562.
- Cutts, F. T., Zaman, S. M. A., Enwere, G., Jaffar, S., Levine, O. S., Okoko, J. B., ... Adegbola, R. A. (2005). Efficacy of nine-valent pneumococcal conjugate vaccine against pneumonia and invasive pneumococcal disease in the Gambia: Randomised, double-blind, placebo-controlled trial. *Lancet*, 365(9465), 1139-1146.
- D'Alessandro, U., Aikins, M. K., Langerock, P., Bennet, S., & Greenwood, B. M. (1994). Nationwide survey of bednet use in rural Gambia. *Bulletin of the World Health Organization*, 72(3), 391-394.
- Elango, B., & Ho, Y. S. (2017). A bibliometric analysis of highly cited papers from India in Science Citation Index Expanded. *Current Science*, 112(8), 1653-1658.
- Faal, H. B. (1997). The Gambia: Approaches to blindness. *Lancet*, 349(S3), 23.

- Forouzanfar, M. H., Alexander, L., Anderson, H. R., Bachman, V. F., Biryukov, S., Brauer, M., ... Murray, C. J. (2015). Global, regional, and national comparative risk assessment of 79 behavioural, environmental and occupational, and metabolic risks or clusters of risks in 188 countries, 1990-2013: A systematic analysis for the Global Burden of Disease Study 2013. *Lancet*, 386(10010), 2287-2323.
- Fu, H. Z., & Ho, Y. S. (2013). Independent research of China in Science Citation Index Expanded during 1980-2011. *Journal of Informetrics*, 7(1), 210-222.
- Fu, H. Z., & Ho, Y. S. (2014). Top cited articles in adsorption research using Y-index. *Research Evaluation*, 23(1), 12-20.
- Fu, H. Z., Long, X., & Ho, Y. S. (2014). China's research in chemical engineering journals in Science Citation Index Expanded: A bibliometric analysis. *Scientometrics*, 98(1), 119-136.
- Glänzel, W. (1996). A bibliometric approach to social sciences. National research performances in 6 selected social science areas, 1990-1992. *Scientometrics*, 35(3), 291-307.
- Glänzel, W. (2000). Science in Scandinavia: A bibliometric approach. *Scientometrics*, 48(2), 121-150.
- Greenwood, B. M., Bradley, A. K., Greenwood, A. M., Byass, P., Jammeh, K., & Marsh, K. (1987). Mortality and morbidity from malaria among children in a rural area of the Gambia, West Africa. *Transactions of the Royal Society of Tropical Medicine and Hygiene*, 81, 478-486.
- Guan, J., & Gao, X. (2008). Comparison and evaluation of Chinese research performance in the field of bioinformatics. *Scientometrics*, 75(2), 357-379.
- Ho, Y. S. (2012). Top-cited articles in chemical engineering in Science Citation Index Expanded: A bibliometric analysis. *Chinese Journal of Chemical Engineering*, 20(3), 478-488.
- Ho, Y. S. (2014). A bibliometric analysis of highly cited articles in materials science. *Current Science*, 107(9), 1565-1572.
- Ho, Y. S., & Fu, H. Z. (2016). Mapping of metal-organic frameworks publications: A bibliometric analysis. *Inorganic Chemistry Communications*, 73, 174-182.

- Ho, Y. S., Siu, E., & Chuang, K. Y. (2016). A bibliometric analysis of dengue-related publications in the Science Citation Index Expanded. *Future Virology*, *11*(9), 631-648.
- Ivanović, D., Fu, H. Z., & Ho, Y. S. (2015). Publications from Serbia in the Science Citation Index Expanded: A bibliometric analysis. *Scientometrics*, *105*(1), 145-160.
- Jaffar, S., Van Hensbroek, M. B., Palmer, A., Schneider, G., & Greenwood, B. (1997). Predictors of a fatal outcome following childhood cerebral malaria. *American Journal of Tropical Medicine and Hygiene*, *57*, 20-24.
- Jeenah, M., & Pouris, A. (2008). South African research in the context of Africa and globally. *South African Journal of Science*, *104*, 351-354.
- Kotloff, K. L., Nataro, J. P., Blackwelder, W. C., Nasrin, D., Farag, T. H., Panchalingam, S., ... Levine, M. M. (2013). Burden and aetiology of diarrhoeal disease in infants and young children in developing countries (the Global Enteric Multicenter Study, GEMS): A prospective, case-control study. *Lancet*, *382*(9888), 209-222.
- Li, Z., & Ho, Y. S. (2008). Use of citation per publication as an indicator to evaluate contingent valuation research. *Scientometrics*, *75*(1), 97-110.
- Lucio-Arias, D., & Leydesdorff, L. (2009). An indicator of research from activity: measuring intellectual organisation as uncertainty reduction in documents sets. *Journal of American Society for Information Science and Technology*, *60*(12), 2488-2498.
- Marsh, K., & Howard, R. J. (1986). Antigens induced on erythrocytes by *P. falciparum*: Expression of diverse and conserved determinants. *Science*, *231*(4734), 150-153.
- Moed, H. F., de Bruin, R. E., & Van Leeuwen, T. N. (1995). New bibliometric tools for the assessment of national research performance: Database description, overview of indicators and first applications. *Scientometrics*, *33*(3), 381-422.
- Monge-Nájera, J., & Ho, Y. S. (2015). Bibliometry of Panama publications in the Science Citation Index Expanded: Publication type, language, fields, authors and institutions. *Revista de Biología Tropical*, *63*(4), 1255-1266.

- Monge-Nájera, J., & Ho, Y. S. (2017a). Bibliometrics of Nicaraguan publications in the Science Citation Index Expanded. *Revista de Biología Tropical*, 65(2), 643-655.
- Monge-Nájera, J., & Ho, Y. S. (2017b). Bibliometrics of Honduras publications in the Science Citation Index Expanded. *Revista de Biología Tropical*, 65(2), 657-658.
- Monge-Nájera, J., & Ho, Y. S. (2017c). El Salvador publications in the Science Citation Index Expanded: subjects, authorship, collaboration and citation patterns. *Revista de Biología Tropical*, 65(4), 1428-1436.
- Monge-Nájera, J., & Ho, Y. S. (2012). Costa Rica publications in the Science Citation Index Expanded: A bibliometric analysis for 1981-2010. *Revista de Biología Tropical*, 60(4), 1649-1661.
- Monge-Nájera, J., & Ho, Y. S. (2018). Guatemala articles in the Science Citation Index Expanded: bibliometry of subjects, collaboration, institutions and authors. *Revista de Biología Tropical*, 66(1), 312-320.
- Naghavi, M., Wang, H. D., Lozano, R., Davis, A., Liang, X. F., Zhou, M. G., ... Hancock, J. (2015). Global, regional, and national age-sex specific all-cause and cause-specific mortality for 240 causes of death, 1990-2013: A systematic analysis for the Global Burden of Disease Study 2013. *Lancet*, 385(9963), 117-171.
- Obaro, S. K. (2000). Respiratory diseases in Africa: Causes and effects. *Lancet*, 356(S1), s55.
- Pouris, A. (1989). Strengths and weaknesses of the South African Science. *South African Journal of Science*, 85, 623-626.
- Saine, A. (2003). The presidential election in the Gambia (2001). *Notes on Recent Elections/Electoral Studies*, 22, 325-395.
- Snow, R. W., Omumbo, J. A., Lowe, B., Molyneux, C. S., Obiero, J. O., Palmer, ... Marsh, K. (1997). Relation between severe malaria morbidity in children and level of *Plasmodium falciparum* transmission in Africa. *Lancet*, 349(9066), 1650-1654.

Tchuifon Tchuifon, D. R., Fu, H. Z., & Ho, Y. S. (2017). Cameroon publications in the Science Citation Index Expanded: Bibliometric analysis. *Revista de Biología Tropical*, 65(4), 1582-1591.

Vos, T., Barber, R. M., Bell, B., Bertozzi-Villa, A., Biryukov, S., Bolliger, I., & Murray, C. J. (2015). Global, regional, and national incidence, prevalence, and years lived with disability for 301 acute and chronic diseases and injuries in 188 countries, 1990-2013: A systematic analysis for the Global Burden of Disease Study 2013. *Lancet*, 386(9995), 743-800.

Wang, H. D., Naghavi, M., Allen, C., Barber, R. M., Bhutta, Z. A., Carter, A., & Murray, C. J. (2016). Global, regional, and national life expectancy, all-cause mortality, and cause-specific mortality for 249 causes of death, 1980-2015: A systematic analysis for the Global Burden of Disease Study 2015. *Lancet*, 388(10053), 1459-1544.

Wang, M. H., Fu, H. Z., & Ho, Y. S. (2011). Comparison of universities' scientific performance using bibliometric indicators. *Malaysian Journal of Library & Information Science*, 16(2), 1-19.

Wang, M. H., Yu, T. C., & Ho, Y. S. (2010). A bibliometric analysis of the performance of Water Research. *Scientometrics*, 84(3), 813-820.

Yamazaki, S. (1994). Research activities in life sciences in Japan. *Scientometrics*, 29(2), 181-190.

Appendix 1

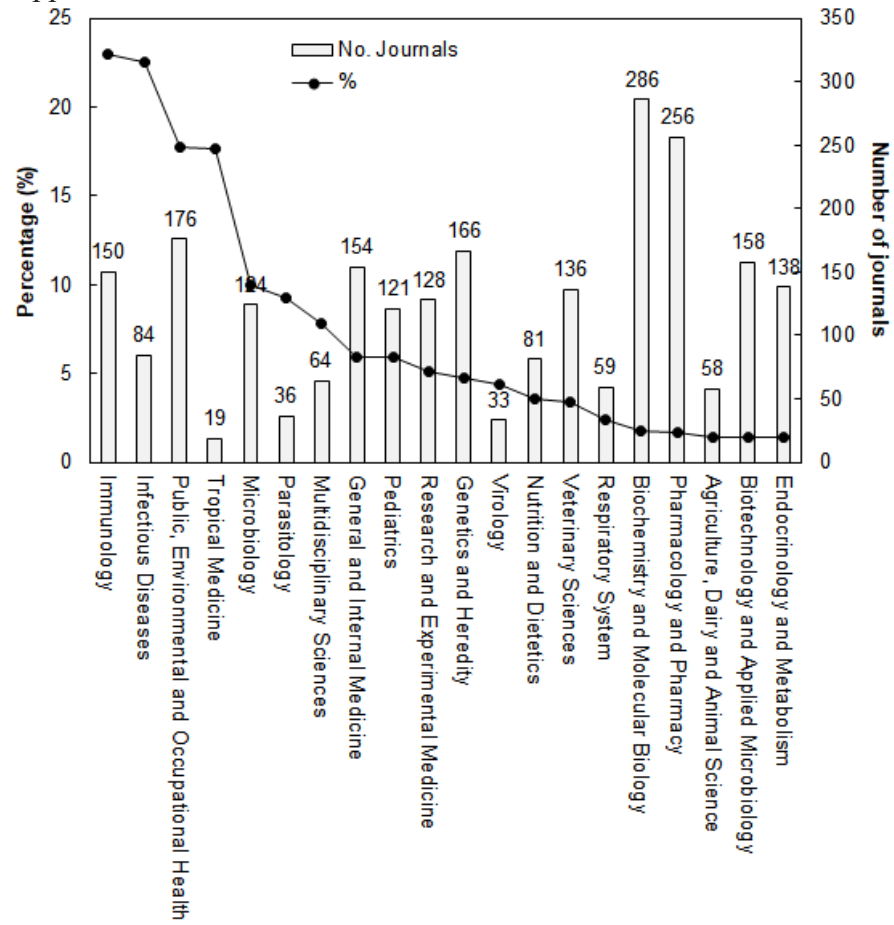


Fig. 3. Percentage of publications and number of journals from Gambia (1972-2016), by Web of Science categories.

Appendix 2

TABLE 2

Top ten most productive journals

Journal	<i>TP</i> (%)	<i>IF</i> ₂₀₁₆	Web of Science category
PLoS One	111 (5.9)	2.806	multidisciplinary sciences
Transactions of the Royal Society of Tropical Medicine and Hygiene	72 (3.9)	2.279	public, environmental and occupational health tropical medicine
Journal of Infectious Diseases	63 (3.4)	6.273	immunology infectious diseases microbiology
Tropical Medicine & International Health	59 (3.2)	2.85	public, environmental and occupational health tropical medicine
Vaccine	56 (3.0)	3.235	immunology research and experimental medicine
Malaria Journal	55 (2.9)	2.715	infectious diseases parasitology tropical medicine
Lancet	53 (2.8)	47.831	general and internal medicine
American Journal of Tropical Medicine and Hygiene	42 (2.3)	2.549	public, environmental and occupational health tropical medicine
Pediatric Infectious Disease Journal	39 (2.1)	2.486	Immunology infectious diseases paediatrics
Clinical Infectious Diseases	36 (1.9)	8.216	Immunology infectious diseases microbiology

TP (%): rank and the percentage of number of articles; *IF*₂₀₁₆: impact factor in 2016.

Appendix 3

TABLE 3

Top 10 most collaborative countries

Country	TP	TPR (%)	FPR (%)	RPR (%)	TP <i>CPP</i> ₂₀₁₆	FP <i>CPP</i> ₂₀₁₆	RP <i>CPP</i> ₂₀₁₆
UK	1256	1 (67)	1 (31)	1 (34)	36	37	35
USA	456	2 (24)	2 (8.3)	2 (10)	42	48	44
Belgium	226	3 (12)	3 (2.9)	3 (3.8)	23	17	14
Netherlands	162	4 (8.7)	5 (1.5)	6 (1.9)	41	25	30
Switzerland	161	5 (8.6)	8 (1.3)	5 (2.3)	50	38	49
France	133	6 (7.1)	6 (1.4)	7 (1.7)	51	29	31
Kenya	127	7 (6.8)	10 (0.91)	10 (0.93)	55	30	54
Denmark	119	8 (6.4)	4 (2.4)	4 (2.4)	54	38	41
Senegal	119	8 (6.4)	7 (1.3)	12 (0.87)	40	31	33
Germany	105	10 (5.6)	9 (1.2)	9 (1.0)	55	32	35

TP: total number of collaborative articles with Gambia, *TPR* (%): rank total number of collaborative articles with Gambia and the percentage of total articles, *FPR* (%), rank and the percentage of first author articles, *RPR* (%), rank and the percentage of the corresponding authored articles; *CPP*₂₀₁₆: number of citations (*TC*₂₀₁₆) per publication (*TP*).

Appendix 4

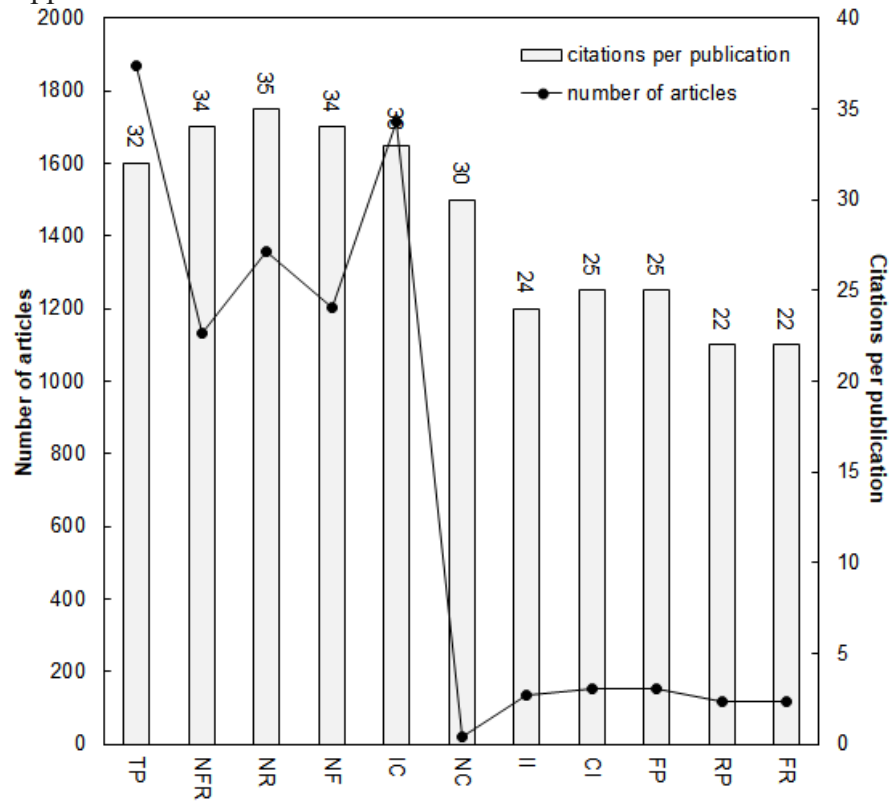


Fig. 4. Characteristics of publication type and their citations per publication.

TP: total articles.

NFR: both first and corresponding authors are not from Gambia.

NR: corresponding author is not from Gambia.

NF: first author is not from Gambia.

IC: internationally collaborative articles.

NC: nationally collaborative articles.

II: institutional independent articles.

CI: Gambia independent articles.

FP: first author is from Gambia.

RP: corresponding author is from Gambia.

FR: both first and corresponding authors are from Gambia.

Appendix 5

TABLE 4

Top 10 productive institutions

Institute	TP	<i>TPR</i> (%)	<i>SCR</i> (%)	<i>CPR</i> (%)	<i>FPR</i> (%)	<i>RPR</i> (%)
Medical Research Council (MRC)	1598	1 (86)	1 (76)	1 (86)	1 (30)	1 (24)
International Trypanotolerance Centre (ITC)	104	2 (5.6)	2 (15)	4 (4.9)	2 (3.3)	2 (2.4)
Government Gambia Department of Health and Social Welfare	99	3 (5.3)	N/A	2 (5.7)	4 (0.38)	9 (0.058)
Royal Victoria Teaching Hospital (RVTH) now called Edward Francis Small Teaching Hospital (EFSTH)	92	4 (4.9)	3 (4.4)	3 (5.0)	3 (1.0)	3 (0.47)
National Eye Care Program Gambia	21	5 (1.1)	N/A	5 (1.2)	N/A	N/A
University of the Gambia (UTG)	20	6 (1.1)	N/A	6 (1.2)	5 (0.21)	4 (0.23)
WEC Mission Hospital	13	7 (0.70)	4 (0.73)	8 (0.69)	10 (0.054)	9 (0.058)
World Health Organisation (WHO)	13	7 (0.70)	N/A	7 (0.75)	10 (0.054)	9 (0.058)
National Malaria Control Program (NMCP)	11	9 (0.59)	N/A	9 (0.64)	10 (0.054)	9 (0.058)
National Tuberculosis & Leprosy Control Program	10	10 (0.54)	N/A	10 (0.58)	N/A	N/A

TP: total articles, *TPR* (%): total number of articles and the percentage of total articles, *SCR* (%): rank and percentage of single institute articles, *CPR* (%): rank and percentage of inter-institutionally collaborative articles, *FPR* (%), rank and the percentage of first author articles, *RPR* (%), rank and the percentage of the corresponding authored articles.