

## Extant freshwater ostracodes (Crustacea: Ostracoda) from Lago Petén Itzá, Guatemala

Liseth Pérez<sup>1</sup>, Julia Lorenschat<sup>1</sup>, Mark Brenner<sup>2</sup>, Burkhard Scharf<sup>1</sup> & Antje Schwalb<sup>1</sup>

1. Institute of Environmental Geology, University of Braunschweig, Langer Kamp 19c, 38106, Braunschweig, Germany; l.perez@tu-bs.de, j.lorenschat@tu-bs.de, burkhard.w.scharf@t-online.de, antje.schwalb@tu-bs.de
2. Department of Geological Sciences & Land Use and Environmental Change Institute, University of Florida, Gainesville, Florida, FL 32611, USA; brenner@ufl.edu

Received 09-VII-2009. Corrected 04-II-2010. Accepted 02-III-2010.

**Abstract:** Ostracode taxonomy has been of great interest because of their possible use as indicator species in climate and ecosystem changes. In Central and South America, few studies have been carried out and this study includes a contribution to the group. Eleven ostracode species were collected in Lago Petén Itzá (~100km<sup>2</sup>), the second largest lowland lake in Guatemala, and from its inflow tributary, Río Ixlú in November 2005 and February 2008. Twenty-seven surface sediment samples were retrieved at water depths from the littoral zone to the lake's maximum depth (>160m). Hard and soft parts of ostracodes were analyzed, and each ostracode species was described for taxonomy, size, ecology, biology and geographic distribution. Species recorded include: *Candonocypris serratomarginata?*, *Cyprretta brevisaepta?*, *Cypridopsis okeechobei*, *Cytheridella ilosvayi*, *Darwinula stvensoni*, *Heterocypris punctata*, *Limnocythere opesta*, *Physocypria globula*, *Pseudocandona* sp., *Stenocypris major* and *Strandesia intrepida*. Most of the species have a neotropical distribution, two are distributed world-wide (*D. stvensoni* and *S. major*), and *C. okeechobei* and *P. globula* display nearctic and neotropical distributions. We present new records of *C. brevisaepta?*, *C. serratomarginata?*, *S. major*, and *S. intrepida* in Guatemala. *Physocypria globula* was misidentified previously in Lago Petén Itzá as *Cypria petenensis*, *Pseudocandona* sp. was misidentified as *Candona* sp., and *C. okeechobei* was identified in the past as *C. vidua*. *Limnocythere opesta* is the only endemic species of the Petén Lake District, Guatemala. The most abundant and widely distributed species in the lake are *P. globula*, *C. okeechobei*, and *Pseudocandona* sp. Species restricted to the littoral zones and water depths <15m are *C. brevisaepta?*, *D. stvensoni*, *H. punctata*, and *S. intrepida*. *Limnocythere opesta*, *C. ilosvayi*, *C. okeechobei*, and *Pseudocandona* sp. are distributed from the littoral zone to a depth of 40m. Species collected only in the Ixlú tributary and in a littoral zone on the west side of the lake were *C. serratomarginata?* and *S. major*. During November, live adult *L. opesta* and *C. okeechobei* were abundant, but no *C. brevisaepta?* or *C. serratomarginata?* adults were found. Adult specimens of *C. ilosvayi* were more abundant in February. In general, ostracodes collected were smaller than those reported in the literature. An accurate taxonomy will improve the use of ostracode fossil assemblages in long sediment cores when reconstructing past climatic and environmental changes in the northern lowland Neotropics. Rev. Biol. Trop. 58 (3): 871-895. Epub 2010 September 01.

**Key words:** freshwater ostracodes, Lago Petén Itzá, Guatemala, Neotropics, taxonomy, *Physocypria globula*.

Ostracodes are microscopic, bivalved crustaceans, usually 0.4-3mm long, with valves of low-Mg calcite. The two valves comprise the carapace and protect the soft body parts. The valves are closed by adductor muscles that are attached to the carapace. These muscles leave scars on the valves and can be used to identify

individuals to the family and superfamily levels. Other important taxonomic characters used for identification are the structure of the marginal zone of the valve, the external valve surface, pigmentation of the carapace, and differences in appendages and other soft parts (Dole-Olivier *et al.* 2000, Meisch 2000, Horne

*et al.* 2002). Ostracodes live in fresh, brackish, and marine waters, including streams, springs, ponds, lakes, estuaries and oceans. Some taxa are found in groundwaters, semi-terrestrial environments, or even in terrestrial plants that accumulate water, such as bromeliads. Non-marine ostracode species display diverse lifestyles. Some are benthic, living on or within the bottom substrate, while others are nekto-benthic, with swimming abilities, but also live on the bottom substrate or plants. Some species can live in interstitial environments (Mezquita *et al.* 2005). Ostracodes display different tolerances to water column physico-chemical variables. Eurytopic species are adapted to a wide range of environmental conditions, while stenotopic species are adapted to a narrow range of environmental conditions. Like other crustaceans, ostracodes moult, generally passing through eight stages to reach adulthood. An ostracode's life cycle may last a few months or >2 years (Horne *et al.* 2002, Smith & Horne 2002). Ostracodes constitute a model group in ecological and evolutionary studies, and are used as indicator species in climate and ecosystem change studies (Butlin & Menozzi 2000, Griffiths & Holmes 2000, Holmes & Chivas 2002, Horne *et al.* 2002, Smith & Horne 2002, Schwalb 2003, Viehberg 2004, Martens *et al.* 2008).

There has been great interest in the taxonomy of ostracodes from Central America and South America (Klie 1939, Ferguson *et al.* 1964, Swain & Gilby 1964, Goulden 1966, Würdig 1983, Roessler 1990a, b, Cusminsky *et al.* 2005), as well as their zoogeography and distribution (Kotzian 1974, Broodbakker 1984, Collado *et al.* 1984, Martens 1984, Martens & Behen 1994), shell geochemistry (Cross *et al.* 2000), valve isotopic composition (Hodell *et al.* 1995, Leyden *et al.* 1996, Whitmore *et al.* 1996, Curtis *et al.* 1996, 1998, 1999, Brenner *et al.* 2002, Rosenmeier *et al.* 2002a, b, Markgraf *et al.* 2003, Schwalb 2003, Hillesheim *et al.* 2005, Hodell *et al.* 2005), ecology (Deevey *et al.* 1980, Pérez *et al.* 2008, 2009, 2010), and use as hydrochemical bio-indicators (Laprida 2006). Few studies, however, have been carried

out on the Yucatán Peninsula, i.e. in the lowlands of Guatemala, México and Belize.

Most ostracode studies in the Neotropics have dealt with their taxonomy or use as paleoenvironmental indicators. Taxonomic studies of ostracodes from Lago Petén Itzá began in 1925 with collections by Dampf and identifications by Brehm (1939). Brehm (1932) reported the following ostracode species in an early publication on the freshwater fauna of Guatemala and México: *Cypria pelagica*, *Dolerocypris opesta*, and *Limnocythere* sp. In a second publication, Brehm (1939) presented new results on the microfauna of Lago Petén Itzá. Studied groups included Cladocera, Rotifera and Ostracoda. Brehm reported a new ostracode species, *Limnocythere opesta* n. sp. Brehm's identification of *C. pelagica* ultimately led to a controversy. Ferguson *et al.* (1964) identified ostracodes collected in the lake earlier by E.S. Deevey. They suggested the species name *Cypria pelagica* used by Brehm (1932) was invalid, and named the species *Cypria petenensis*. The epithet *pelagica* was first used by Klie (1933) to describe the subspecies *Cypria javana pelagica* and thus the subsequent use of this name is invalid. The species found in Guatemala was thought to be endemic to lakes in the Petén region of northern Guatemala, hence the species epithet *petenensis*. Confusion over the taxonomic status of this nekto-benthic ostracode species ended when Curtis *et al.* 1998 collected them in lake sediments of Lago Petén Itzá, and used their valves for isotopic analysis. They placed the taxon in the correct genus, *Physocypria*. Differences between the two genera are described later. We propose that the correct name for the species in Lago Petén Itzá is *Physocypria globula* (Furtos, 1936).

This paper indicates that there have been some disagreements regarding identification of ostracodes from Lago Petén Itzá. Nevertheless, isotope measurements on their valves have been used as tools for paleoenvironmental reconstruction (Curtis *et al.* 1998, Rosenmeier *et al.* 2002a, Hillesheim *et al.* 2005). Accurate taxonomy is crucial for paleoecological interpretation

of changes in fossil species assemblages in lake sediments. With this in mind, we present a taxonomic overview of the ostracodes in Lago Petén Itzá, with information on their size, biology, ecology, and zoogeography.

## MATERIALS AND METHODS

### Study site and collection of ostracodes:

Lago Petén Itzá (17°0'N, 89°51'W) is the second largest lake in the Guatemala lowlands (Fig. 1A), with an area of ~100km<sup>2</sup> and a maximum depth of >160m. Its sediment record appears to span >200 000 years (Müller 2009, pers. comm.), making it one of the few extant ancient lakes of the world. It is located in Petén, northern Guatemala. The lake originated

from tectonism and limestone dissolution. The lake surface lies at about 110m.a.s.l. The northern basin is deep and has steep slopes. The southern basin is shallower and the areal extent of its seasonally swampy shores is related to lake level variation. The thermocline of the lake is located between 20 and 40m water depth, and the water body is thermally stratified throughout most of the year (Brezonik & Fox 1974, Hillesheim *et al.* 2005). Ambient air temperature ranges from 22.3°C (January) to 29.8°C (May). The hydrologic budget of the lake is controlled mainly by evaporation and precipitation. There is a small input stream, the Río Ixlú, but Lago Petén Itzá lacks an overland outflow and is an effectively closed basin (Anselmetti *et al.* 2006, MARN-AMPI 2008, Müller *et al.* 2009).

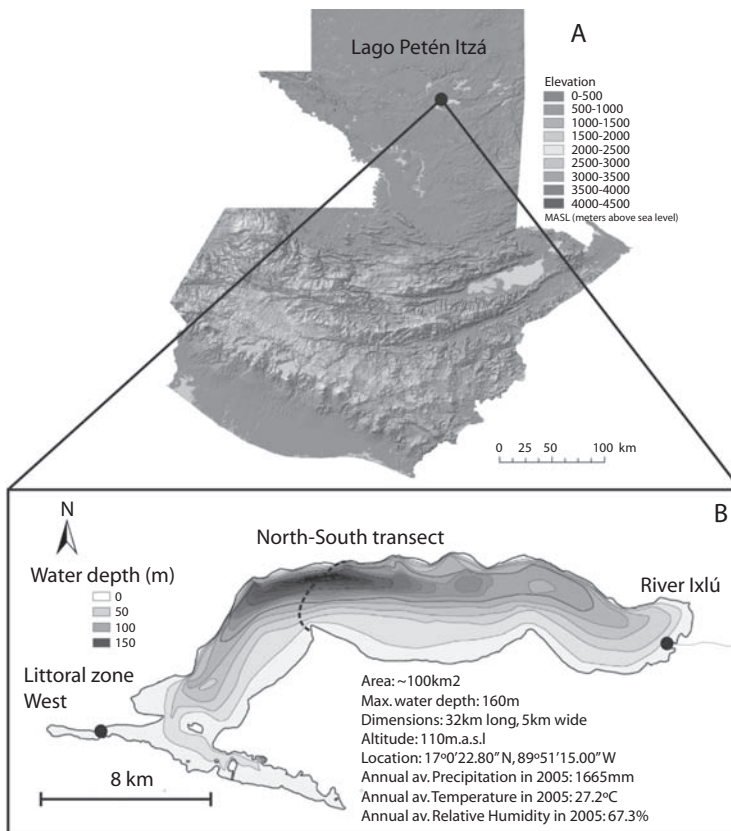


Fig. 1. (A) Lago Petén Itzá, Guatemala; (B) Sites where surface sediment samples were collected for taxonomic analysis: North-South water depth transect, western littoral zone and river Ixlú.

Twenty-seven surface sediment samples were collected in November 2005 from the littoral zone of Lago Petén Itzá, across a N-S transect and at water depths to a maximum of 160m. Two additional samples were collected in February 2008 from the littoral zone in the west and from the Río Ixlú tributary in the east (Fig. 1B). Surface sediment samples were retrieved using an Ekman grab. Adult ostracodes were collected among aquatic plants in the littoral zone using a net with a mesh size of 250µm. We added 96% ethanol to the surface sediments to preserve soft body parts. Details of the lake water physico-chemical properties are in Pérez *et al.* (2010).

**Ostracode identification:** Ostracodes were selected from surface sediment samples with fine brushes. Soft parts were detached from both valves using entomological needles, dissected, and mounted with Hydro-Matrix® onto cover slides. Photographs for analysis of soft and hard parts were taken using a Leica DM5000B microscope and a Leica DFC 320 digital camera. Scanning Electron Microscope (SEM) pictures of ostracode valves and carapaces were made in the Biocenter Grindel and Zoological Museum of the University of Hamburg, Germany. SEM pictures were taken with a field emission scanning electron microscope LEO 1525. Length and height of valves from

each species were measured in µm (Table 1). The n in the table indicates the number of valves measured. Ostracode valves and soft parts from the British Museum, London and private collections were compared with our samples. For identification and additional ecological information we used primarily the works of Brehm (1939), Furtos (1933, 1936a, b), and Deevey *et al.* (1980). Ostracode specimens are stored at the Institute of Environmental Geology, University of Braunschweig, Germany.

## RESULTS

**Taxonomy of ostracodes:** Eleven ostracode species were identified in surface sediment samples from Lago Petén Itzá and in a small stream tributary in the east. The species assemblage is composed of two limnocytherids (*Limnocythere opesta* (Brehm, 1939), *Cytheridella ilosvayi* (Daday, 1905), two candonids (*Physocypria globula*, *Pseudocandona* sp.), one darwinulid (*Darwinula stevensoni* (Brady & Robertson, 1870)) and six cypridids (*Cypretta brevisaepta* (Furtos, 1934)?, *Cypridopsis okeechobei* (Furtos, 1936), *Candonocypris serratomarginata* (Furtos, 1936)?, *Heterocypris punctata* (Keyser, 1976), *Stenocypris major* (Brady, 1886) and *Strandesia intrepida* (Furtos, 1936). Classification of the species is as follows:

- CLASS OSTRACODA Latreille, 1806
- ORDER PODOCOPIDA Sars, 1866
- Suborder Podocopina Sars, 1866
- Infraorder Cypridocopina Jones, 1901
- Superfamily Cypridoidea Baird, 1845
- Family Candonidae Kaufmann, 1900
- Subfamily Candoninane Kaufmann, 1900
- Genus: *Pseudocandona* Kaufmann, 1900
- Pseudocandona* sp.
- Subfamily Cyclocypridinae Kaufmann, 1900
- Genus: *Physocypria* Vavra 1897
- Physocypria globula* Furtos, 1933
- Family Cyprididae Baird, 1845
- Subfamily Cyprettinae Hartmann, 1964
- Genus: *Cypretta* (Vavra, 1895)
- Cypretta brevisaepta*? Furtos, 1934

TABLE 1  
*Biometric characteristics of adult ostracodes from Lago Petén Itzá*

Species	Sex	Valve	Length (µm)	Height (µm)	n
<i>Candonocypris serratomarginata?</i>	?	RV	---	---	---
		LV	1700-1762	900-912	2
<i>Cypretta brevisaepta?</i>	?	RV	538-667	404-520	3
		LV	588	452	1
<i>Cypridopsis okeechobei</i>	Female	RV	495-540	284-303	19
		LV	507-535	288-300	10
	Male	RV	495-528	275-289	20
		LV	493-506	284-300	17
<i>Cytheridella ilosvayi</i>	Female	RV	785-980	394-513	29
		LV	770-957	396-515	26
	Male	RV	660-787	347-406	25
		LV	634-745	343-396	23
<i>Darwinula stevensoni</i>	Female	RV	611-707	228-278	28
		LV	587-672	221-273	29
<i>Heterocypris punctata</i>	Female	RV	---	---	---
		LV	1007-1063	573-624	4
	Male	RV	999-1050	552-586	5
		LV	1020-1068	579-612	3
<i>Limnocythere opesta</i>	Female	RV	446-492	230-254	25
		LV	449-512	230-260	25
	Male	RV	486-545	228-263	27
		LV	492-550	229-266	29
<i>Physocypris globula</i>	Female	RV	505-649	324-449	29
		LV	504-667	320-446	28
	Male	RV	514-556	320-329	7
		LV	498-565	364-307	21
<i>Pseudocandona</i> sp.	Female	RV	621-720	269-310	17
		LV	603-722	273-321	15
	Male	RV	692-807	312-369	19
		LV	696-837	320-393	25
<i>Stenocypris major</i>	Female?	RV	1193-1482	516-618	2
		LV	---	---	---
<i>Strandesia intrepida</i>	Female?	RV	1082-1158	628-664	4
		LV	1026-1145	555-613	2
	Male	RV	1042	590	1
		LV	1054	587	

RV: Right valve; LV: Left valve. Species are presented in alphabetical order.

- Subfamily Cypricerinae McKenzie, 1971
  - Genus: *Strandesia* Stuhlmann, 1888
    - Strandesia intrepida* Furtos, 1936
- Subfamily Cypridopsinae Kaufmann, 1900
  - Genus: *Cypridopsis* Brady, 1868
    - Cypridopsis okeechobei* Furtos, 1936
- Subfamily Cyprinotinae Bronshtein, 1947
  - Genus: *Heterocypris* Claus, 1893
    - Heterocypris punctata* Keyser, 1975
- Subfamily Herpetocypridinae Kaufmann, 1900
  - Genus: *Candonocypris* Vávra, 1891
    - Candonocypris serratomarginata?* (Furtos, 1936)
  - Genus: *Stenocypris* Sars, 1889
    - Stenocypris major* (Baird, 1859)
- Infraorder Cytherocopina Gründel, 1967
  - Superfamily Cytheroidea Baird, 1850
    - Family Limnocytheridae Klie, 1938
      - Subfamily Limnocytherinae Klie, 1938
        - Genus: *Limnocythere* Brady, 1868
          - Limnocythere opesta* Brehm, 1939
      - Subfamily Timiriaseviinae Mandelstam, 1960
        - Genus: *Cytheridella* Daday, 1905
          - Cytheridella ilosvayi* Daday, 1905
- Infraorder Darwinulocopina Sohn, 1988
  - Superfamily Darwinuloidea Brady & Norman, 1889
    - Family Darwinulidae Brady & Norman, 1889
      - Genus *Darwinula* Brady & Robertson, 1885
        - Darwinula stevensoni* (Brady & Robertson, 1870)

Differences between species identified in this study and those in other published literature are presented in Table 2. Species reported for the first time in Lago Petén Itzá are: *C. brevisaepta?*, *D. stevensoni*, *C. serratomarginata?*, *S. major*, and *S. intrepida*. *Cypridopsis okeechobei* was previously identified as *C. vidua* and *C. rhomboidea*. *Pseudocandona* sp. was misidentified in the past as *Candona* sp. *Cytheridella ilosvayi* and *L. opesta* were correctly identified in previous investigations.

The following section presents, in alphabetical order, species identified in this study, with a description of valves and soft parts for species

that were not identified down to species level, or species for which only valves were found and for which identification thus remains uncertain (e.g. *Candonocypris serratomarginata?*, *Cypretta brevisaepta?*, and *Pseudocandona* sp.). Accompanying each taxon is an abbreviated synonymy list, as well as references for extended lists, an explanation of the type of material examined, a justification for the identification and the literature employed. Descriptions are accompanied by comments on species ecological preferences drawn from this study and observations during fieldtrips across the Yucatán Peninsula in 2005 and 2008 (Pérez *et al.* 2009, 2010).

TABLE 2

Comparison between this study and previous taxonomic identifications on ostracodes collected in Lago Petén Itzá, Guatemala

	Brehm 1932, 1939	Ferguson 1964	Goulden 1966	Deevey <i>et al.</i> 1980	Curtis <i>et al.</i> 1998	Rosenmeier <i>et al.</i> 2002a	Hillesheim <i>et al.</i> 2005	This study
								<i>Candonocypris serratomarginata?</i>
					<i>C. vidua</i>			<i>Cyprretta brevisaepta?</i>
			<i>C. rhomboidea</i>		<i>C. ilosvayi</i>	<i>C. ilosvayi</i>		<i>Cypridopsis okeechobei</i>
								<i>Cytheridella ilosvayi</i>
					<i>H. punctata</i>			<i>Darwinula stevensoni</i>
					<i>Limnocythere</i> sp.			<i>Heterocypris punctata</i>
<i>L. opesta</i>					<i>Physocyprina</i> sp.		<i>Limnocythere</i> sp.	<i>Limnocythere opesta</i>
<i>Cyprina pelagica</i>		<i>C. petenensis</i>	<i>L. opesta</i>	<i>C. petenensis</i>	<i>Candonia</i> sp.			<i>Physocyprina globula</i>
								<i>Pseudocandona</i> sp.
								<i>Stenocypris major</i>
<i>Dolerocypris maya</i>								<i>Strandesia intrepida</i>
								? (Not found)

*Candonocypris serratomarginata?*  
(Furtos, 1936)

(Fig. 2A)

\*1936a *Eucypris serrato-marginata* n. sp. Furtos - Furtos: 107-108, Figs. 107-111.

1936b *Candonocypris serrato-marginata* (Furtos) - Furtos: Text 504, 505.

1947 *Eucypris serrato-marginata*, *Candonocypris serrato-marginata* (Furtos) - Tressler: Text 703.

**Material:** Only a few valves, mostly broken and all articulated, were found during our sampling campaigns. The analyzed material included surface sediment samples collected from shallow water (0.5m) in a small tributary of Lago Petén Itzá (River Ixlú) and from shallow water in a littoral area on the west side of the lake (Fig. 1B).

**Taxonomy:** According to the International Commission on Zoological Nomenclature (ICZN), the valid species name is *C. serratomarginata*, omitting the hyphen used by Furtos (1936a). Samples we found probably belong to *C. serratomarginata* because the valves are elongated and serrated (denticulated) (see arrow, Fig. 2A). According to Furtos (1936a) the anterior and the posterior margins of both valves are serrated. The valves we collected presented serration only on the posterior margin, but all the other morphological characteristics reported by Furtos (1936a) coincide with ours. We collected only one right valve from a juvenile which presented a prominent spine at the posteroventral margin. The length of the valve is slightly less than two times the height. The greatest height is reached in the anterior third of the valve. The ventral margin of the valves is slightly curved, the anterior part of the valve is broad and rounded, and the posterior is narrower. The surface of the valves is smooth and contains sparse hairs (Furtos 1936a). The valves of our specimens seem similar to the genus *Trajancypris* described by Martens (1989) and the species *Chlamydotheca unispinosa* (Baird 1862). Ostracode valves collected by us seem to be the juveniles of the very

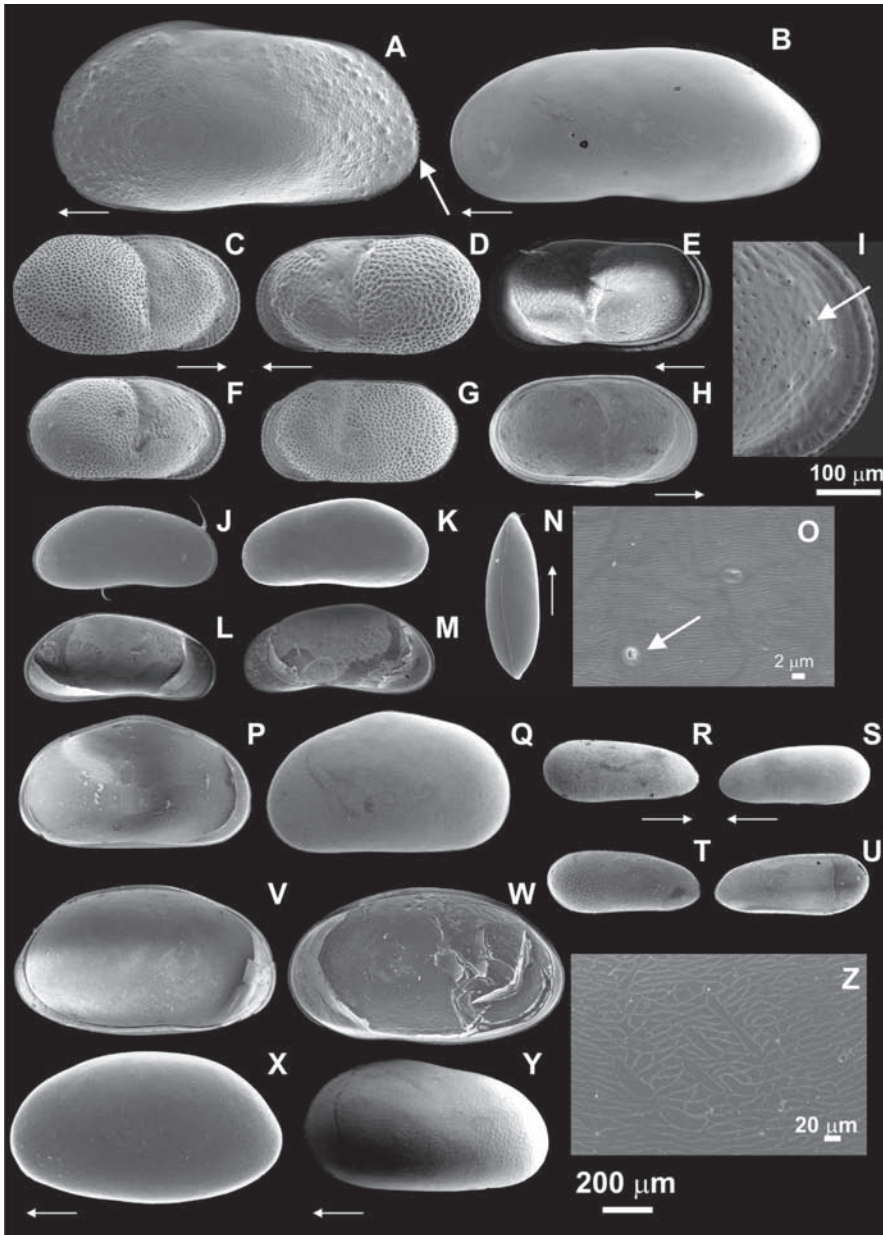


Fig. 2. The small arrows under the ostracode valves indicate the anterior or posterior side. *Candonocypris serratomarginata?* (A.) LV, external view. The arrow indicates the serration on the posterior margin; *Stenocypris major* (B.) Carapace left side, external view; *Cytheridella ilosvayi*. (C.) RV, external view, female; (D.) LV, external view, female; (E.) RV, internal view, female; (F.) RV, external view, male; (G.) LV, external view, male; (H.) LV, internal view, male; (I.) RV, external view, male, the arrow indicates the pores on RV, external view, male; *Pseudocandona* sp. (J.) Carapace, right side view, female; (K.) LV, external view, male; (L.) LV, internal view, male; (M.) RV, internal view, male; (N.) Carapace, dorsal view, female; (O.) Ornamentation of valve, external view, female, arrow indicates the pores on the LV; *Heterocypris punctata* (P.) LV, internal view, male; (Q.) LV, external view, male; *Darwinula stevensoni*. (R.) RV, external view, female; (S.) LV, external view, female; (T.) LV, internal view, female; (U.) RV, internal view, female; *Strandesia intrepida*. (V.) LV, internal view; (W.) RV, internal view, male; (X.) LV, external view, male; (Y.) LV, external view, juvenile; (Z.) Ornamentation on left valve, external view.



large ostracode *C. unispinosa* (Holmes 2010, pers. comm.). We need to collect more valves and carapaces with soft parts for a more accurate taxonomy. We did not find soft parts, and thus cannot provide descriptions. For detailed descriptions of *C. serratmarginata* appendages, see Furtos (1936a, b).

**Identification:** Furtos 1936a, b.

**Size:** The length of this species ranges from 1.71 to 2.05mm. Furtos (1936a) reported that females are 2.05mm long and 1mm high, and that no males were collected on the Yucatán Peninsula. A single specimen collected in Florida (Furtos 1936b) was only 1.71mm long. In this study, only three specimens were collected, two left valves from an adult ostracode and one left valve from a juvenile (Table 1). Sizes reported in this study resemble those reported from Florida.

**Biology, ecology, and geographic distribution:** This species was reported by Furtos (1936a) in Xix Cenote, Valladolid, México. It has also been collected near Seminole City, Florida (Furtos 1936b). We also found it in a small pond in Belize, close to the coast. The species was collected in both calm and shallow running waters. Only females have been reported in the region (Furtos 1936a, b).

#### ***Cyprretta brevisaepta?* Furtos, 1934**

(Fig. 3A, B)

\*1934 *Cyprretta brevisaepta* Furtos - Furtos: Text 283-284, Figs. 2a-h.

For synonymies see:

- Keyser 1976: *Cyprretta brevisaepta* Furtos, 1934; *C. brevisaepta brevisaepta* Furtos *sensu* Furtos, 1936; *C. nigra* Furtos, 1936.

**Material:** Four articulated valves were recovered from sediments collected at water depths above the thermocline (~15m water depth) in Lago Petén Itzá.

**Taxonomy:** The genus is very similar to *Cypridopsis*, but the row of septa along the anterior margin of each valve in *Cyprretta* makes it possible to differentiate the two genera. When viewed from the side, valves are arched. The greatest height of the valve is reached in the middle. Anterior and posterior extremities are rounded, and the anterior is slightly broader. The ventral margin of the right valve is almost straight and the ventral margin of the right valve is slightly curved. The surface of the valves is smooth. All of the previous characteristics coincide with the descriptions of Furtos (1934, 1936b). We did not collect ostracodes with well-preserved soft parts. For detailed descriptions of *C. brevisaepta* appendages see Furtos (1936a, b).

**Identification:** Keyser 1976, Furtos 1934, 1936b.

**Size:** Furtos (1936b) reported females 0.85mm long and 0.67mm high. Males were slightly smaller than females, with lengths of 0.82mm, and heights of 0.60mm. We found specimens much smaller than the sizes reported by Furtos (1936b) (Table 1).

**Biology, ecology, and geographic distribution:** Species of this genus are known to have a nekto-benthic lifestyle. Reproduction of the genus is almost exclusively parthenogenetic, but there are exceptions (Furtos 1934). The genus is known to have a tropical and subtropical distribution, nevertheless a few species live in temperate climates (Sohn & Kornicker 1972). Okubo (1973) reported the genus in Japan and Bronshtein (1947) reported it in Russia. The species *C. brevisaepta* is known from regions near the Yucatán Peninsula, southern Florida and the West Indies (Furtos 1934, Keyser 1976) and thus we believe that these individuals belong to this species. Nevertheless, we will need to analyze well-preserved soft parts from this species for a definitive identification. We present the first record for this genus in Guatemala. We found only a few valves in Lago Petén Itzá, thus we suspect that this species is not very abundant or may even be absent from the

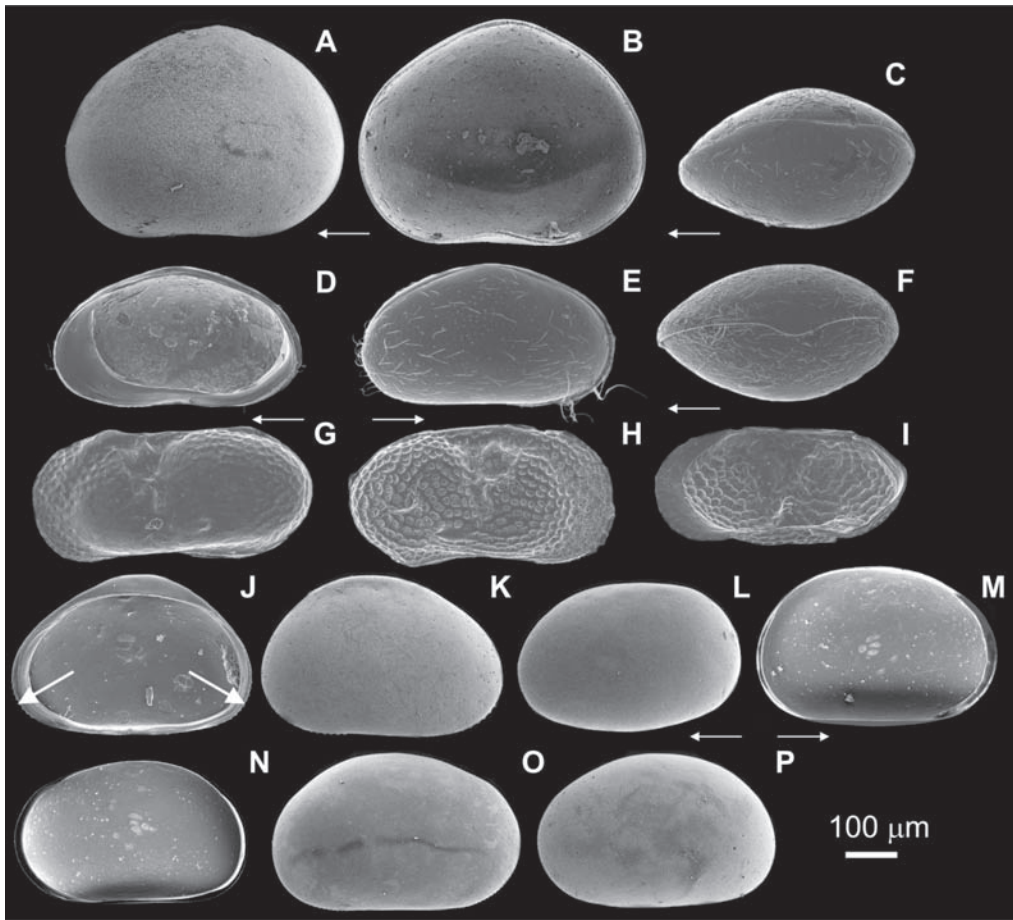


Fig. 3. The small arrows under the ostracode valves indicate the anterior or posterior side. *Cypretta brevisaepta*? (A.) Left valve (LV), external view; (B.) right valve (RV), internal view; *Cypridopsis okeechobei* (C.) Carapace, dorsal view; (D.) RV, internal view; (E.) Carapace right side, external view; (F.) Carapace, ventral view; *Limnocythere opesta* (G.) LV, external view, male; (H.) RV, external view, female; (I.) RV, internal view, female; *Physocypria globula* (J.) RV, internal view, female. The arrows show the pustules on the anterior and posterior margin; (K.) RV, external view, female; (L.) LV, external view, female; (M.) LV, internal view, female; (N.) RV, internal view, male; (O.) RV, external view, male; (P.) LV, external view, male.

lake. Two single valves were also collected in Lake Macanché, near Petén Itzá. We collected abundant living specimens of this species in Lake Oquevix, Petén, Guatemala in February. Water temperature in Lake Oquevix was relatively high (31.4°C), and conductivity was low (238 $\mu$ S/cm), showing the preference of the species for warm, low-conductivity waters.

***Cypridopsis okeechobei* Furtos, 1936**

(Fig. 3C-F; Fig. 4A, B)

?1776 *Cypris vidua* Müller - Müller in Meisch 2000: 372-378, Figs. 155-156.

\*1936b *Cypridopsis okeechobei* sp. nov. Furtos - Furtos: 492-493, Figs. 1a-i.

1966 *Cypridopsis rhomboidea* Furtos - Goulden: Text 107, 108.

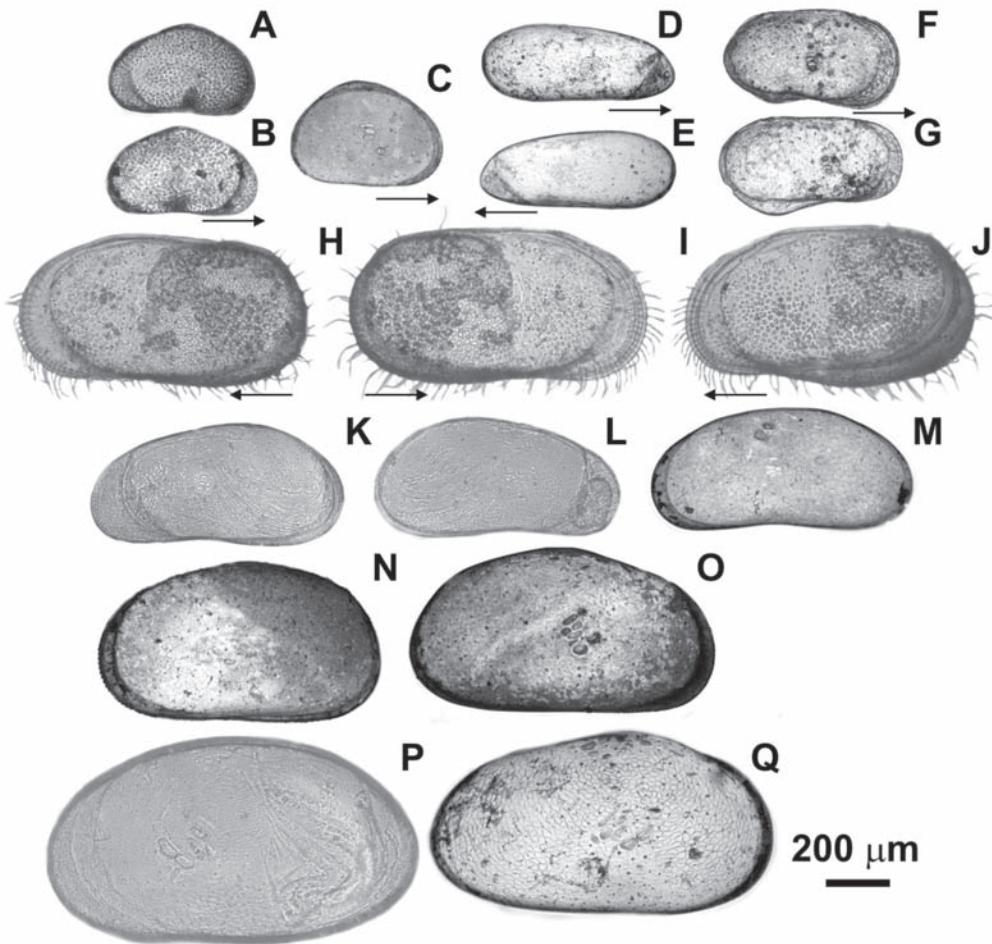


Fig. 4. Light microscope pictures. *Cypridopsis okeechobei*. (A.) RV, internal view; (B.) RV, external view; *Physocypria globula* (C.) RV, external view, female; *Darwinula stevensoni* (D.) RV, external view, female; (E.) LV, external view, female; *Limnocythere opesta* (F.) RV, external view, female; (G.) RV, external view, male; *Cytheridella ilosvayi* (H.) LV, external view, female; (I.) RV, external view, female; (J.) RV, internal view, female; *Pseudocandona* sp. (K.) LV, external view, male; (L.) RV, external view, male; (M.) RV, internal view; *Heterocypris punctata* (N.) LV, external view, female; (O.) RV, external view, male; *Strandesia intrepida* (P.) LV, external view, male; (Q.) RV, external view.

1998 *Cypridopsis vidua* Müller - Curtis *et al.*: Text 146, 152.

For synonymies of *C. vidua* see:

- Meisch 2000: *Cypris vidua* O. F. Müller, 1776, *Cypris pincta* Straus, 1821, *Cypridopsis obesa* Brady & Robertson, 1869, *?Cypridopsis vidua concolor* Daday, 1900, *Cypridopsella helvetica* Kaufmann, 1900, *Cypridopsella tumida* Kaufmann, 1900, *Cypridopsis parva*

Müller, 1900, *Cypridopsis vidua f. obesa* G. W. Müller, 1900, *?Cypridopsis concolor* Müller, 1912, *?C. okeechobei* Furto, 1936, *Cypridopsis mariae* Rome, 1943, *Cypridopsis parvoides* J. M. Martens, 1977.

**Material:** We collected hundreds of articulated valves and carapaces containing or lacking soft parts, across the north-south surface

sediment transect, covering a broad range of water depths in Lago Petén Itzá (0.5-160m).

**Taxonomy:** The descriptions and drawings made by Furtos (1936b) are remarkably good, making identification easy. Further description of *C. okeechobei* appendages can be found in Furtos (1936b). This species displays similar morphological characteristics with *Cypridopsis vidua*, as both have hairy valves of similar shape, and similar appendage morphology. Meisch (2000) suggested that *C. okeechobei* could be a sexual form of *C. vidua*. Further analyses are needed to test this. This is why we included *C. vidua* in the synonymy list of *C. okeechobei*.

**Identification:** Furtos 1936b.

**Size:** The left valve is larger and encloses the right valve. Specimens collected by us are smaller than those reported by others (Table 1). Furtos (1936b) found females 0.64mm long and 0.40mm high. Males are smaller than females, or of similar size (0.58mm long and 0.37mm high).

**Biology, ecology, and geographic distribution:** The species name comes from the lake where it was first collected, Lake Okeechobee, Florida, USA (Furtos 1936b). Keyser (1976) collected the same species in Florida. The species was thought to be distributed only in the United States, but we noted its presence in almost all lakes and *cenotes* (sinkholes) sampled during our fieldtrips in 2005 and 2008 across the Yucatán Peninsula, including Izabal, Perdida, Macanché, Yaxhá (Guatemala), Almond Hill, Crooked Tree, and Honey Camp Lagoons, Cenote, a small un-named pond (Belize), and Milagros, Bacalar, Nohbec, Ocom, Punta Laguna and Yalahau (México). The species was also found in water with a conductivity of 5960 $\mu$ S/cm and salinity of 3.2‰, showing it tolerates high dissolved ion concentrations. Keyser (1976) collected it in waters with salinity up to 4.3‰ and temperatures from 19 to 31°C. *Cypridopsis okeechobei* is a nekto-benthic species. It is very abundant

in the littoral zone of Lago Petén Itzá. Living ostracodes were collected in waters <40m deep. Similar to *P. globula*, *C. okeechobei* shows a broad hydrochemical tolerance. Keyser (1976) indicated its preference for calm waters. *Cypridopsis okeechobei* exhibits sexual reproduction and both females and males were present. Only female specimens of *C. vidua* have been collected (Meisch 2000). If *C. okeechobei* is, in fact, a sexual form of *C. vidua*, then the species has a world-wide distribution.

#### ***Cytheridella ilosvayi* Daday, 1905**

(Fig. 2C-I; Fig. 4H-J)

\*1905 *Cytheridella ilosvayi* n. sp. Daday - Daday: Text 262-267, Figs. 371, Plate 17, Fig. 15-28; plate 18, Fig. 1-11.

For synonymies see:

- Purper 1974: *Cythereis ilosvayi* (Daday) Müller, 1912; *Cytheridella ilosvayi* Daday, Klie, 1930; *Onychocythere alosa* Tressler, 1939, *Metacypris*? sp. Bold, 1958; *Cytheridella* sp. (Bold 1958) Pinto & Sanguinetti, 1962; *Cytheridella ilosvayi* Daday, Pinto & Sanguinetti, 1962; *Metacypris ometepensis* Swain & Gilby, 1964.

- Martens & Behen 1994: *Metacypris ometepensis* n. sp. Swain & Gilby, 1965; *Cytheridella ometepensis* (Swain & Gilby, 1965), Swain & Gilby, 1970.

**Material:** We found several hundred articulated valves and fewer carapaces. Only a few ostracodes were found with well-preserved soft parts. Ostracodes were recovered from surface sediments collected across a north-south transect from the littoral zone to a maximum depth of 160m. We collected more valves in the northern part of the lake.

**Taxonomy:** The species is widely distributed throughout the American continent. It has thus been studied in great detail and there are abundant publications providing descriptions, drawings and photographs of valves, carapaces and soft parts (Löfller 1961, Purper 1974, Würdig 1983).

**Identification:** Daday 1905.

**Size:** The species displays sexual dimorphism. Females are rounder and males are slightly smaller (Table 1).

**Biology, ecology and geographic distribution:** This species is primarily neotropical. It is distributed in South and Central America and the Caribbean islands; Brazil, Chile, Cuba, Nicaragua, Paraguay, Trinidad and Venezuela (Martens & Behen 1994). We collected the species in other lakes of the Yucatán Peninsula as well: Perdida, Macanché, Yaxhá (Guatemala), Almond Hill and Crooked Tree Lagoons (Belize), and Milagros, Bacalar, Ocom, Chichancanab and Yalahau (México). We found that *C. ilosvayi* prefers waters with conductivity <5960 $\mu$ S/cm and salinity <3.2‰, and tolerates relatively high concentrations of sulfate, up to 2300mg/L. The species was found in waters with temperatures >20°C and was distributed in Lago Petén Itzá from the littoral zone to the base of the thermocline (~40m). Surface sediment samples collected in November 2005 from Lago Petén Itzá contained few carapaces of *C. ilosvayi* with soft parts. Instead, samples contained mainly valves, which were more abundant in the northern part of the lake. Samples retrieved in February and March 2008 had both carapaces and soft parts, mostly from females. It is a benthic species, and is more abundant in the lake's northern basin. Many living adult ostracodes were found in Lago Petén Itzá's Río Ixlú tributary, a small river with aquatic plants and slow current.

***Darwinula stevensoni***  
**(Brady & Robertson, 1870)**

(Fig. 2R-U; Fig. 4D, E)

\*1870 *Polycheles stevensoni* nov. sp. Brady & Robertson - Brady & Robertson: Text 25, 26, Plate 7, Figs. 1-7, Plate 10, Figs. 4-14.

For synonymies see:

- Furtos 1933: *Argilloecia aurea* plus *Polycheles stevensoni* Brady & Robertson, 1870; *Darwinella stevensoni* Brady & Robertson,

1872; *Darwinula improvisa* Turner, 1895; *Darwinula aurea*, G. W. Müller, 1912.

- Meisch 2000: *Polycheles stevensoni* Brady & Robertson, 1870; *Darwinula stevensoni* nov. comb. Brady & Robertson, 1885; *D. improvisa* Turner, 1895; *D. protracta* Rome, 1953; *D. variabilis* Tagliasacchi-Masala, 1968; *D. sphenoides* Rome, 1977.

**Material:** Hundreds of articulated valves and carapaces were recovered from surface sediments collected across a north-south transect from the littoral zone to a maximum depth of 160m. Highest concentrations of valves and carapaces were found in samples from the littoral zone to a water depth of 15m.

**Taxonomy:** There are many publications with good morphological descriptions of this taxon (Meisch 2000) because of the worldwide distribution of this species.

**Identification:** Meisch 2000.

**Size:** The right valve is larger than the left valve, and overlaps the left valve ventrally (Meisch 2000). No males were found in our samples (Table 1).

**Biology, ecology and geographic distribution:** *Darwinula stevensoni* is distributed on the American continent and has been collected in water bodies in Brazil, Nicaragua and the West Indies (Martens & Behen 1994). We found it on the Yucatán Peninsula as well. It has a cosmopolitan distribution (Meisch 2000). There are reports of this species from Russia (Bronstein 1988) and South Africa (Rossetti & Martens 1996). It is widely distributed in aquatic environments in west and central Europe (Meisch 2000), Turkey (Furtos 1933), Kenya, Ethiopia, Congo (Martens & Behen 1994), and Japan (Smith & Kamiya 2008). We found this ostracode in most of the lakes we studied, but typically, it was not very abundant. Only a few living specimens were collected. Data from our field campaign in 2005 suggest that this species lives at water depths down to

15m (Lago Petén Itzá and Izabal, Guatemala). It was more abundant in the shallow, southern basin of Lago Petén Itzá. *Darwinula stevensoni* is a benthic species that has also been reported from interstitial groundwaters (Meisch 2000). We found specimens in waters with conductivity up to 1715 $\mu$ S/cm (Almond Hill Lagoon, Belize). The species, however, apparently is tolerant of mesohaline environments ( $\leq$ 15‰) (Meisch 2000). Keyser (1976) found this species mostly in waters with salinity between 1 and 4‰, along with a few specimens in salinities of  $\sim$ 13.5‰. Typical habitats are ponds, lakes and streams with slow currents (Meisch 2000). Rossetti & Martens (1996) studied the morphological variability of hard and soft parts of this species in widely dispersed populations. Size seemed to be the only characteristic that varied between populations of different geographic and climatic regions.

***Heterocypris punctata* Keyser, 1975**

(Fig. 2P, Q; Fig. 4N, O)

\*1975 *Heterocypris punctata* Keyser-Keyser: Text 275-277, 290, Fig. 13, Plate 12, Figs. 10-11.

**Material:** Hundreds of articulated valves and carapaces without soft parts were encountered. Specimens were found only in surface sediments from the shallow (<1m water depth) southern littoral zone of Lago Petén Itzá. No carapaces with well-preserved soft parts were collected.

**Taxonomy:** This species has been reported from southwest Florida. Keyser (1975) described this species and presented drawings of soft parts and valves, along with SEM photos.

**Identification:** Keyser 1975.

**Size:** The left valve is longer, and encloses the right valve. We found mostly juveniles, but also a few adults. Females are bigger than males and we found mostly males in our samples (Table 1).

**Biology, ecology, and geographic distribution:** Before our field trip in 2005, this species was reported only from Marco Island, Florida, USA (Keyser 1975), and Lake Pátzcuaro in central México (Bridgwater *et al.* 1999). Living ostracodes were collected in Lago Petén Itzá among macrophytes, at 0.1m and 0.7m water depth in the southern basin. The substrate was composed of silty detritus. Ostracodes sampled by Keyser (1975) were also found in very shallow water, about 0.1m deep. This shows its potential as an indicator of water depth. It is a nekto-benthic species. We did not find abundant valves or carapaces with soft parts during either field campaign. *Heterocypris punctata* prefers calm waters with salinities up to 10‰, and is mostly found in sediment and organic detritus (Keyser 1975).

***Limnocythere opesta* Brehm, 1939**

(Fig. 3G-I; Fig. 4F, G)

\*1939 *Limnocythere opesta* n. sp. Brehm - Brehm: Text 178-179, Plate 35, Fig. 8; Plate 36, Fig. 9.

1998 *Limnocythere* sp. - Curtis *et al.*: Text 146, 152.

2005 *Limnocythere* sp. - Hillesheim *et al.*: Text 367, 369, 372.

**Material:** We found several hundred articulated valves and carapaces with and without soft parts. Specimens were found from the littoral zone to a maximum water depth of 160m. Living specimens with well-preserved soft parts were collected mainly from the littoral zone to a water depth of 15m.

**Taxonomy:** This species was collected and identified as *Limnocythere* sp. in 1932 (Brehm 1932). In 1939, Brehm identified it as a new species and gave it the name *Limnocythere opesta*. He made a first description of this species based on a female specimen, and thus a description of the male and female copulatory organs is lacking. Sexual dimorphism is seen in this species in the valve morphology. The posterior margin of the male valve is round (Fig. 4G), while female valves possess a triangular

shape (Fig. 4F). The dorsal margin in females is almost straight. The valve surface is reticulated and possesses round pits. The right and left valves of females and males possess a spine or protuberance on the posterior area. Females are smaller than males and carapaces of males are longer than those of females. Valves are elongated when seen from the lateral side. The carapace has a beak-shaped anterior end in dorsal view. The left valve overlaps the right valve at the posterior end. This species is characterized by unbranched pore canals on the anterior and posterior margins of the valves. Valves possess a dorsomedian-sulcus. Two tubercles are seen on both valves. Valves have four adductor scars arranged in a vertical row. The third walking leg is longer than the first and second. The first walking leg has two knee-setae, while the second and third walking legs have only one knee seta. The middle part of the basal segment of the three walking legs has a posterior seta. The uropod is distally tapering, and its flagellum is about the same size as the uropodal ramus.

At first glance, *Limnocythere floridensis* Keyser, 1976 is very similar to *L. opesta*. The elongated distal lobe of the penis of *L. opesta* allows distinguishing between these species.

**Identification:** Brehm 1939.

**Size:** Males are longer than females. The posterior part of the valve is big and round in males, and smaller in females (Table 1).

**Biology, ecology, and geographic distribution:** *Limnocythere opesta* was first collected in Lago Petén Itzá, and we collected it in nearby lakes around the Yucatán Peninsula. Goulden (1966) reported *L. opesta* in Lake Petenxil, near Lago Petén Itzá. We found that *L. opesta* tolerates water with conductivities  $\leq 5960 \mu\text{S}/\text{cm}$  and sulfate concentrations  $\leq 2300 \text{mg}/\text{L}$ , similar to *C. ilosvayi*. This species was collected by Dampf in 1925 (Brehm 1939), but only in shallow waters between *Equisetum* plants. In November 2005 we found abundant male and female adults with soft parts, from

shallow waters to a maximum depth of  $\sim 40\text{m}$ , i.e. about the base of the thermocline in Lago Petén Itzá. This is a benthic species that is more abundant in the northern part of the lake. Valves and empty carapaces were found in water depths down to 160m, but could have been transported by currents. In February and March 2008 we found few adult ostracodes with soft parts in the River Ixlú and in the littoral zone on the west side of the lake. Samples contained primarily valves and a few empty carapaces. Abundant living specimens were collected in November 2005, at the end of the rainy season, among macrophytes in the littoral zone. Further investigations on the seasonality of this species are necessary. *Limnocythere opesta* may be endemic to the Yucatán Peninsula.

### ***Physocypria globula* Furtos, 1933**

(Fig. 3J-P; Fig. 4C)

\*1933 *Physocypria globula* n. sp. Furtos - Furtos: Text 468-469, Figs. 522-523, Plate 16, Figs. 1-9.

1932 *Cypria pelagica*, n. sp. Brehm - Brehm: Text 65.

1939 *Cypria pelagica*, n. sp. Brehm - Brehm: Text 180, Plate 36, Figs. 13-15.

1964 *Cypria petenensis* n. sp. Ferguson *et al.* - Ferguson *et al.*: Text 1-4, Figs. 1-6.

1998 *Physocypria* sp. - Curtis *et al.*

**Material:** We retrieved several hundred articulated valves and carapaces with and without soft parts. The highest abundance of valves was found at a water depth of 50m. More living specimens were collected on the southern shore of the lake. Specimens were also collected in deep waters (50-160m).

**Taxonomy:** We discovered that the species was erroneously described as *Cypria petenensis*, and propose that is a member of the genus *Physocypria*. According to Meisch (2000) the principal difference between *Cypria* and *Physocypria* is that *Cypria* lacks the small pustules on the posterior and anterior margins of the right valve that *Physocypria* possesses. Male and female specimens we collected in Lago

Petén Itzá and other regional lakes have small pustules on the posterior and anterior margins of the right valve (Fig. 3J), which are absent in the middle. We sampled intensively at different water depths along the N-S surface sediment transect and at various sites in the littoral zone of Lago Petén Itzá, but found no individuals belonging to the genus *Cypria*. We are therefore confident that *Cypria* does not inhabit this water body. Ferguson *et al.* (1964) might have overlooked the small pustules on the margin of the right valve. To test this, we requested five good specimens of *C. petenensis* from the Natural History Museum in London, which had been collected by Deevey in 1961 (Ferguson *et al.* 1964) at Lago Petén Itzá. After studying the valves and soft parts under the stereoscope and microscope, it was apparent the individuals belonged to the genus *Physocypria*. Our specimens and the ones collected by Deevey possess a long distal 'e' seta on the second segment of the walking leg, as well as pustules on the posterior and anterior margins of the right valve, as described for the genus *Physocypria* (Meisch 2000). *Physocypria globula* was described by Furtos in 1933, before *C. petenensis* (1964), thus the correct species name is *P. globula*. The carapace is subovate when viewed from the side. Valves are thin and not well calcified. The anterior and posterior margins are rounded and the anterior margin is narrower. The margin of the left valve is smooth, and lacks pustules. Some specimens have a dorsal "hump-like" flange on the right valve, primarily in females. Prehensile palps are unequal, and the penis is triangular, with two terminal lobes that are bent at the tip (Furtos 1933).

**Identification:** Furtos 1933.

**Size:** Females are normally bigger than males, or of similar size (Furtos 1933). The left valve is longer than the right valve (Table 1). Ostracodes collected by us are smaller than those reported in the literature.

**Biology, ecology and geographic distribution:** *Physocypria globula* was first collected

in Ohio (Buckeye Lake, Bass Lake, Cleveland Lake, Snow Lake, Geauga Lake, Chardon and North Bass Island) by Furtos (1933). We collected this species in the Guatemalan highlands and lowlands. According to Furtos, this species is very common in ponds and small lakes and was mostly found from March to October. Living specimens were collected in November 2005 in Lago Petén Itzá from the littoral zone down to a depth of about 60m, i.e. below the thermocline. *Physocypria globula* is the most abundant species in Lago Petén Itzá and was found in all surface sediment samples. This ostracode is distributed in the Petén Lake District and other lakes of the Yucatán Peninsula (Deevey *et al.* 1980). *Physocypria globula* shows a preference for deep waters, and has a tolerance for waters with low oxygen concentration (~3mg/L). The species is known to be a nekto-benthic ostracode, and our sampling in the region showed that it displays a wide hydrochemical tolerance. In 1973 and 1974, Deevey *et al.* (1980) analyzed seasonal variations and vertical migrations of ostracode populations in Petén lakes. They found that in August, *P. globula* numbers are minimal. Deevey *et al.* (1980) reported that *P. globula* is one of the few freshwater planktonic species in the world. This ostracode demonstrates vertical migration. Recruitment of *P. globula* in Lake Yaxhá seems to occur in December and January. Alvarez Zarikian *et al.* (2005) and Willard *et al.* 2007 indicate that *P. globula* has a broad biogeographic distribution and a high hydrochemical tolerance, but seems to prefer warm water temperatures (18-20°C) and thus is very abundant in sediments deposited in the early interglacial warm periods. This species inhabits fresh to slightly saline aquatic environments (total dissolved solids <10,000mg/L, Alvarez Zarikian *et al.* 2005).

***Pseudocandona* sp.**

(Fig. 2J-O; Fig. 4K-M)

1998 *Candona* sp. - Curtis *et al.*: Text 143, 146, 147, 149, 150, 152, 153.

**Material:** We found hundreds of articulated valves, as well as carapaces with and



without soft parts. Ostracodes were collected from surface sediment samples collected at several water depths in Lago Petén Itzá. The material was mainly composed of valves. The highest number of carapaces was found in the littoral zone to a water depth of 15m.

**Taxonomy:** We identified our specimens as *Pseudocandona* sp. because the basal segment of the cleaning leg has three setae, one of which is short and two of which are long. When seen from the ventral side, the left valve overlaps the right valve. The surface of the valve has perpendicular attached setae, but is not densely covered. The ventral margin of the valve is curved. The surface of the valve is smooth (Fig. 2O). The externo-distal seta on the penultimate segment of the mandibular palp is smooth. The genital lobe is rounded and slightly protruding. The right clasping organ in males is bigger than the left clasping organ. The uropodal claws are long, proximally straight and distally curved. The Zenker organ presents 5+2 rings of spines. All of these characteristics coincide with those indicated by Meisch (2000) for the genus *Pseudocandona*. On first seeing the valve, the initial impression was that its shape and size were similar to *Candona annae* collected by Keyser (1976) in southwest Florida, USA. The genus *Candona* presents only two setae on the basal segment of the cleaning leg. *Pseudocandona* together with *Candona*, has a large number of described species, making it difficult to distinguish our specimens from previously described species. There is no literature reporting *Pseudocandona* sp. from the Yucatán Peninsula, but it is possible that the present species was first identified as *Candona*. We believe the first report of this species in Lago Petén Itzá, and in Guatemala, was that of Curtis *et al.* (1998). In that publication they only mentioned the existence of this species in Lago Petén Itzá. We found only a few living specimens for soft part preparation.

**Identification:** Meisch 2000.

**Size:** Males are higher and longer than females. The left valve is bigger than the right valve (Table 1).

**Biology, ecology and geographic distribution:** This species has a wide distribution in the Yucatán Peninsula. In 2005 we collected specimens in the following lakes: Perdida, Macanché, Yaxhá (Guatemala), Crooked Tree and Honey Camp Lagoons and a small unnamed pond (Belize), and Milagros, Bacalar, Nohbec, Ocom, Punta Laguna and Yalahau (México). It is a benthic species and we collected it mostly from sediments with high organic content. It was more abundant in shallow waters (<40m). We found that *Pseudocandona* sp. tolerates conductivity up to 1715 $\mu$ S/cm. Valves of this species were found at different water depths across the N-S transect in Lago Petén Itzá. The genus is distributed throughout Europe, Asia, Siberia, and North America (Meisch 2000).

#### ***Stenocypris major* (Baird, 1859)**

(Fig. 2B)

\*1859 *Cypris cylindrica* Sowerby var. *major* Baird - Baird: 233, Plate 63, Fig. 4.

1886 *Stenocypris malcolmsoni* Brady - Brady: 297, Plate 18, Figs. 5-7.

1889 *Stenocypris malcolmsonii* (Brady) - Sars: 1-79, Plate 1, Figs. 7, 8, Plate 5, Figs. 1-4.

1898 *Stenocypris major* Daday - Daday: 69, Fig. 34

1947 *Stenocypris malcolmsoni* (Brady) - Tressler: 704.

2001 *Stenocypris major* Daday - Martens: 295-308.

For synonymies see:

- Martens & Behen 1994: *Stenocypris cylindrica major* (Baird, 1859), *Stenocypris malcolmsoni* (Brady, 1886) Sars, 1889, *Cypris chittysensis* Baird, 1862 nov. syn.

- Martens 2001: *Stenocypris malcolmsoni* (Brady, 1886).

**Material:** Two articulated valves were collected in the small tributary of Lago Petén Itzá, the River Ixlú.

**Taxonomy:** This species has been studied in considerable detail (Furtos 1936a, Klie 1939, Brehm 1949, Würdig 1983).

**Identification:** Furtos 1936a.

**Size:** Only two valves of this species were found in all collected surface sediment samples, thus we could not determine the sex of the ostracodes (Table 1). Furtos (1936a) collected only females in a study of *cenotes* in Yucatán.

**Biology, ecology, and geographic distribution:** The species is widely distributed. We have also collected *S. major* in Lake Izabal (Guatemala), and in a small pond in Belize. There we found only a few specimens, including living specimens with soft parts. Because of the very low number of collected valves, it is possible that this species was transported to the lake. The species has a world-wide distribution (Furtos 1936a, Martens & Behen 1994). Some sites where it has been collected include Mérida, Champotón, and Campeche (México) (Furtos 1936a), Brazil and the West Indies (Martens & Behen 1994), India, Sri Lanka, Australia, East Africa (Furtos 1936a), Japan (Smith & Kamiya 2006), and the Pacific Islands (Meisch *et al.* 2007). It is a nekto-benthic species. Sars (1889) reported that this species is exclusively parthenogenetic. He studied its life cycle and found abundant specimens during summer to late summer.

#### ***Strandesia intrepida* Furtos, 1936**

(Fig. 2V-Z; Fig. 4P, Q)

\*1936a *Strandesia intrepida* n. sp. Furtos - Furtos: Text 111, 108, Figs. 112, 113; 109, Figs. 118-123.

?1939 *Dolerocypris maya* n. sp. Brehm - Brehm: Text 179, Plate 36, Figs. 10-12.

1947 *Strandesia intrepida* Furtos - Tressler: Text 703.

**Material:** Few articulated valves and carapaces without soft parts were retrieved mainly from the littoral zone to a maximum water depth of 30m in Lago Petén Itzá. More specimens were found in surface sediments from the northern part of the lake.

**Taxonomy:** *S. intrepida* was first described by Furtos (1936a), who provided a very good morphological description, accompanied by drawings of soft parts and valves.

**Identification:** Furtos 1936a.

**Size:** Only one male with soft parts was found and measured. The left valve is longer than the right valve. Only a few valves were found in surface sediments, thus we are uncertain of the sex of these measured ostracodes. They might belong to females, because valves are slightly bigger than the male we found. Furtos (1936a) collected females with a length of 1.76mm and a height of 0.98mm. Males were smaller than females, or of similar size (1.50mm high, 0.83mm long). Specimens collected by us were generally smaller (Table 1).

**Biology, ecology, and geographic distribution:** *Strandesia intrepida* was found only in shallow waters (<15m) of Lago Petén Itzá. This is a nekto-benthic species. No valves were found in waters >15m. This shows the high potential of this species in paleolimnological studies and environmental reconstructions as an indicator of shallow waters above the thermocline (<40m), just like *H. punctata*. We found this species in some lakes close to Lago Petén Itzá and in other lakes on the Yucatán Peninsula, including Lake Chichancanab (México), which displays very high sulfate concentration (2300mg/L).

## DISCUSSION

**Ostracode zoogeography:** The ostracode community from Lago Petén Itzá contains mostly neotropical species, two nearctic species and two widely distributed species. *Darwinula*

*stevensoni* and *Stenocypris major* are the only two species with a wide geographic distribution, and are known to be eurytopic species, i.e. taxa with a broad tolerance for ecological conditions. Species distributed only in the Yucatán Peninsula (Guatemala, México and Belize) are *Limnocythere opesta*, *Strandesia intrepida*, and *Candonocypris serratomarginata*?. There is still a need to collect living specimens of *Cyprretta brevisaepta*? and *C. serratomarginata*? to confirm their identification. *Heterocypris punctata* is known to be distributed in Florida and México and it was reported from Lago Petén Itzá for the first time by Curtis *et al.* (1998). *Cytheridella ilosvayi* is a typical neotropical species, distributed from South America to Central America and México. *Cypridopsis okeechobei*, and *Physocypria globula* were known to be distributed primarily in North America, and here we document their presence at lower latitudes. Specimens of *C. okeechobei* were first collected by Goulden (1966) in sediments from the littoral zone of Lago Petén Itzá, but they were identified as *C. rhomboidea*. Studies from other Central American lakes are needed to establish if this species is also distributed in lower latitudes.

**Ostracode taxonomy:** We corrected a misidentification of *P. globula* in the lowland Neotropics. Specimens collected in the lake by Deevey in 1961 were thought to be endemic to the Petén lake District (Ferguson *et al.* 1964). We compared those specimens with ours and concluded that all specimens belong to the genus *Physocypria*. This species was first described by Furtos (1933) years before Ferguson *et al.* (1964). The valid name is thus *Physocypria globula*. Brehm (1939) described *L. opesta* as a new species for Lago Petén Itzá. Observations from two fieldtrips across the Yucatán Peninsula revealed that *L. opesta* is restricted to lakes near Lago Petén Itzá. Brehm (1939) also reported the presence of *Dolero-cypris maya*. After intensive sampling in Lago Petén Itzá we did not find *D. maya*, which may indicate that the species is extinct in the lake, that it was misidentified, or that we simply

failed to collect it. Two short cores (~40cm long) at 10 and 40m water depth and a long (~70m) core (PI-6) retrieved by the Petén Itzá Scientific Drilling Project from Lago Petén Itzá do not contain remains of this species either. Brehm (1939) included drawings and a description of only one female. His descriptions of the valve shape, furcal ramus, and the cleaning leg are very similar to descriptions of *S. intrepida* by Furtos (1936a). It is possible that one of the species is misidentified, but we must inspect the original specimens to determine who is correct.

We found *Cypridopsis vidua* in Lake Iza-bal, and *C. okeechobei* in Lago Petén Itzá. Valve morphology of the two taxa is very similar. *Cypridopsis okeechobei* has both males and females, while *C. vidua* is known to be parthenogenetic. It is still unclear if *C. okeechobei* is a sexual form of *C. vidua* as suggested by Meisch (2000). Genetic analyses are needed to discern the affinities of the two species. Cywinska & Hebert (2002) indicated that there is a possibility that *C. vidua* may be a recent asexual species that had a sexual ancestor. However, Furtos (1936b) indicated morphological characteristics that allow one to distinguish between the species. When viewed from above, *C. vidua* seems to be more tumid than *C. okeechobei*. Furthermore, the claw of the cleaning leg in *C. vidua* is smaller, and the species lacks males. Both species belong to the same genus, but they seem to have different ecological preferences. *Cypridopsis vidua* has a world-wide distribution, and can tolerate salinities higher than 4‰, while *C. okeechobei* is distributed only in North America and the Yucatán Peninsula, is restricted to salinities <4‰, but has a limited temperature range, from 19 to 31°C (Keyser 1976). The different ecologies of these similar taxa illustrate the importance of correct identification if these organisms are to be used as bio-indicators or in paleolimnological studies.

Only a few living *Pseudocandona* sp. with well-preserved soft parts were collected, insufficient numbers to identify to species level. Nevertheless, we are certain that the collected

individuals belong to the genus. We believe that this is a new species, endemic to the Yucatán Peninsula. Taxa with uncertain identification are *Cyretta brevisaepta?* and *Candonocypris serratomarginata?*, because their remains were rare and their soft parts were absent. To identify these specimens, soft parts, primarily from adults, are needed. This illustrates the need to sample other locations in the lake across different seasons.

**Ostracode ecology and biology:** The ecology and spatial distribution of ostracodes from Lago Petén Itzá are discussed in more detail in Pérez *et al.* (2010). The depth distribution of living ostracodes, from the littoral zone to 160m water depth is shown along with the vertical temperature and dissolved oxygen profiles measured at the deepest point in the lake in November 2005 (Fig. 5).

Living adult ostracodes were primarily found in the littoral zone, which provides shelter, protection against predation, and high food availability. *Heterocypris punctata* and *S. intrepida* are species restricted to the littoral zone and live among abundant macrophytes. Valves were not found deeper than 15m, which indicates their restricted distribution in the lake, and limited transport by currents. They are associated with warm water temperatures and high dissolved oxygen concentrations. This makes both species good indicators of the littoral zone. *Darwinula stevensoni* prefers calm waters <15m deep, and was thus more abundant in the southern part of the lake. The southern basin of Lago Petén Itzá is shallower than the northern basin, and offers larger macrophyte cover and calmer waters. *Cyretta brevisaepta?* was also collected only in water <15m deep (Section I, Fig. 5). Live specimens of *L. opesta*, *C. ilosvayi*, *Pseudocandona* sp., and *C. okeechobei* were collected at water depths <40m (Section II, Fig. 5). *Cytheridella ilosvayi* and *L. opesta* were more abundant in the deep and steep-sloped northern basin at water depths to 40m, marking the base of the thermocline. Valves of *Pseudocandona* sp., *P. globula* and *C. okeechobei* were collected at different water

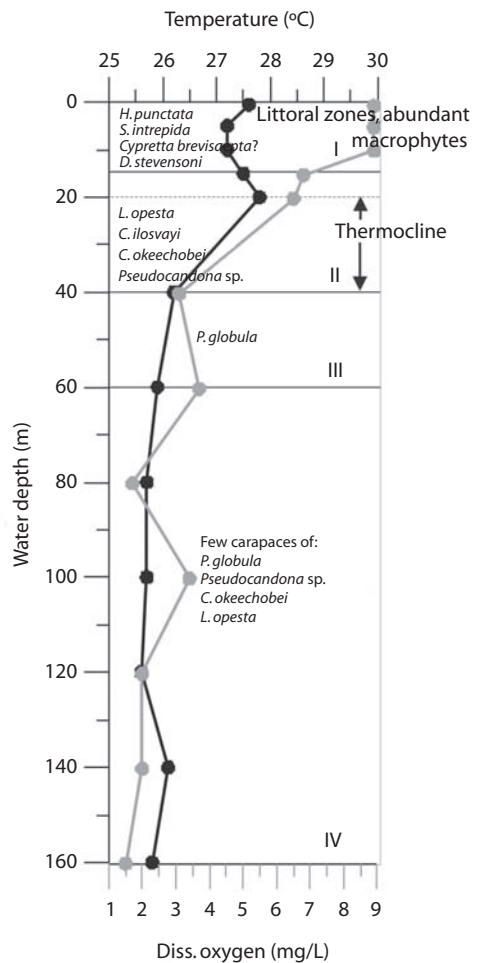


Fig. 5. Vertical distribution of living ostracodes from Lago Petén Itzá showing the species distributed in water depths <15m (section I), <40m (section II), <60m (section III), <160m (section IV) and their relationship with a temperature and a dissolved oxygen profile determined at the deepest point of the lake in November 2005.

depths in the northern and southern part of the lake. *Physocypris globula* has a tolerance for waters with low dissolved oxygen (this study). Live specimens were collected from the littoral zone down to a water depth of 60m (Section III, Fig. 5). Few to no carapaces with soft parts were collected at water depths >60m (Section IV, Fig. 5), and were probably transported by currents. *P. globula* seems to be more abundant

in warm waters and is thus more abundant in the Guatemalan lowlands than in the highlands. *Stenocypris major* and *C. serratomarginata?* prefer shallow, running waters, and thus were collected only in the Río Ixlú tributary and the western littoral zone of the lake. We cannot provide further information about the ecological preferences of *Cypretta brevisaepta?* and *C. serratomarginata?* because only single valves were collected and no living specimens were encountered. Sometimes we were unable to find both males and females with well-preserved soft parts, but information was compiled from the literature. The ostracode species display mainly sexual reproduction, with only one being parthenogenetic (*D. stvensoni*). In most cases, the ostracodes collected in this study were smaller than those described in the literature. This may be a consequence of the short life cycle of individuals in tropical environments, and hence, smaller size. Ostracodes have been collected, identified and studied in Lago Petén Itzá since 1925, yet there remained inconsistencies regarding their taxonomy. This lake is of great interest for paleolimnologists, due to the fact that it possesses a sediment record extending back in time >200 000 years, perhaps the longest lake record from the lowland Neotropics. Lake Petén Itzá displays seasonal variability in the geochemistry of its waters, as well as dramatic lake level changes over longer timescales (Hillesheim *et al.* 2005). This could be one reason why this large lake does not possess many ostracode species. Considering that the lake has existed continuously for more than 200 000 years, diversity might be expected to be high, as in other ancient lakes of the world (e.g. Lake Ohrid) (Albrecht & Wilke 2008). Ostracodes are abundant in the sediments from Lago Petén Itzá and will be used to study past climate and environmental changes in the region. This study will contribute to accurate identification of ostracode remains, thereby enabling better paleoenvironmental inferences derived from fossil ostracode assemblages.

## ACKNOWLEDGMENTS

We thank Dietmar Keyser (Zoological Museum, Hamburg, Germany) for taking the SEM pictures, Raúl Calderón for his assistance making the maps, Evgenia Vinogradova, Wolfgang Riss and Rita Bugja for their help during the field campaigns of 2005 and 2008, Margarita Palmieri, Margaret Dix, Roberto Moreno and Eleonor de Tott (Universidad del Valle de Guatemala, Guatemala), David Hodell (University of Cambridge, UK), and the Deutsche Forschungsgemeinschaft (DFG), which kindly provided funding (Grant Schw 671/3). We are grateful for the comments of Claudia Wrozyna, Peter Frenzel and Douglas Schnurrenberger, who helped to improve the manuscript.

## RESUMEN

La taxonomía de los ostrácodos ha sido de gran interés debido a su posible uso como especies indicadoras de cambios del clima y de los ecosistemas. En América Central y del Sur se han llevado a cabo pocos estudios. Once especies de ostrácodos fueron colectadas en el 2005 y 2008 en el Lago Petén Itzá (~100km<sup>2</sup>), el segundo lago más grande de Guatemala y en su afluente, el Río Ixlú. Veintisiete muestras de sedimentos superficiales fueron extraídas a diferentes profundidades desde la zona litoral hasta la profundidad máxima (160m) del lago. Partes duras y blandas de los ostrácodos colectados fueron analizadas. Este estudio describe cada especie de ostrácodo con respecto a su taxonomía, tamaño, ecología, biología y distribución geográfica. Especies reportadas incluyen: *Candonocypris serratomarginata?*, *Cypretta brevisaepta?*, *Cypridopsis okeechobei*, *Cytheridella ilosvayi*, *Darwinula stvensoni*, *Heterocypris punctata*, *Limnocythere opesta*, *Physocypris globula*, *Pseudocandona* sp., *Stenocypris major* y *Strandesia intrepida*. La mayoría de las especies poseen una distribución neotropical, dos tienen una distribución mundial (*D. stvensoni* and *S. major*) y *C. okeechobei* y *P. globula* tienen una distribución neártica y neotropical. Presentamos un nuevo récord de *C. brevisaepta?*, *C. serratomarginata?*, *S. major* y *S. intrepida* para Guatemala. *Physocypris globula* fue identificada erróneamente en el Lago Petén Itzá como *Cypria petenensis*, *Pseudocandona* sp. había sido identificada como *Candona* sp. y *C. okeechobei* como *C. vidua*. *Limnocythere opesta* es una especie endémica de la región. Las especies más abundantes y de mayor distribución en el lago son *P. globula*,

*C. okeechobei* y *Pseudocandona* sp. Especies restringidas a zonas litorales y aguas con una profundidad <15m son: *D. stevensoni*, *H. punctata* y *S. intrepida*. *Limnocythere opesta* y *C. ilosvayi* están distribuidas de la zona litoral a una profundidad de 40m. Especies recolectadas solamente en el afluente Ixlú y en la zona litoral oeste, fueron *C. serratomarginata*? y *S. major*. En general, los ostrácodos adultos identificados fueron más pequeños que los tamaños reportados en la literatura. Una correcta taxonomía mejorará el uso de las comunidades de ostrácodos fósiles de núcleos de sedimentos para la reconstrucción climática y ambiental de la región neotropical.

**Palabras clave:** ostrácodos lacustres, Lago Petén Itzá, Guatemala, Neotrópicos, taxonomía, *Physocypria globula*.

## REFERENCES

- Albrecht, C. & T. Wilke. 2008. Ancient Lake Ohrid: biodiversity and evolution. *Hydrobiologia* 615: 103-140.
- Alvarez Zarkian, C.A., P.K. Swart, J.A. Gifford & P.L. Blackwelder. 2005. Holocene paleohydrology of Little Salt Spring, Florida, based on ostracod assemblages and stable isotopes. *Palaeogeogr. Palaeoclimatol. Palaeoecol.* 225: 134-156.
- Anselmetti, F.S., D. Ariztegui, D.A. Hodell, M.B. Hillebrand, M. Brenner, A. Gilli, J.A. McKenzie & A.D. Mueller. 2006. Late Quaternary climate-induced lake level variations in Lake Petén Itzá, Guatemala, inferred from seismic stratigraphic analysis. *Palaeogeogr. Palaeoclimatol. Palaeoecol.* 230: 52-69.
- Baird, W. 1859. Description of some new recent Entomostraca from Nagpur, collected by the Rev. S. Hislop. *Proc. Zool. Soc. Lond.* 27: 231-234.
- Brady, G.S. & D. Robertson. 1870. The Ostracoda and Foraminifera of tidal rivers. *Ann. Mag. Nat. Hist.* 6: 1-33.
- Brady, G.S. 1886. Notes on Entomostraca collected by Mr. A. Haly in Ceylon. *J. Linn. Soc. Lond. Zool.* 19: 293-317.
- Brehm, V. 1932. Notizen zur Süßwasserfauna Guatemalas und Mexikos. *Zool. Anz.* 91: 63-66.
- Brehm, V. 1939. La fauna microscópica del Lago Petén, Guatemala. *An. Esc. Nac. Cienc. Biol.* 1: 173-204.
- Brehm, V. 1949. Datos para la fauna de agua dulce de Cuba. *Publ. Inst. Biol.* 5: 95-112.
- Brenner, M., M. Rosenmeier, D.A. Hodell, J.H. Curtis, F. Anselmetti & D. Ariztegui. 2002. Limnología y paleolimnología de Petén, Guatemala. *Rev. Univ. Valle de Guatemala.* 12: 2-9.
- Brezonik, P.L. & J.L. Fox. 1974. The limnology of selected Guatemalan lakes. *Hydrobiologia* 45: 467-487.
- Bridgwater, N.D., T.H.E. Heaton & S.L. O'Hara. 1999. A late Holocene paleolimnological record from central Mexico, based on faunal and stable-isotope analysis of ostracod shells. *J. Paleolimnol.* 22: 383-397.
- Broodbakker, N. 1984. The distribution and zoogeography of freshwater Ostracoda (Crustacea) in the West Indies, with emphasis on species inhabiting wells. *Bijdragen tot de Dierkunde* 54: 25-50.
- Bronshtein, Z.S. 1947. Fresh-water Ostracoda. Fauna of the USSR, Crustaceans. Vol. 2 (1). Academy of Sciences of the USSR and Zoological Institute. Amerind, New Delhi, Calcutta, India.
- Butlin, R.K. & P. Menozzi. 2000. Open questions in evolutionary ecology: do ostracods have the answers? *Hydrobiologia* 419: 1-14.
- Collado, C., C.H. Fernando & D. Sephton. 1984. The freshwater zooplankton of Central America and the Caribbean. *Hydrobiologia* 113: 105-119.
- Cross, S.L., P.A. Baker, G.O. Seltzer, S.C. Fritz & R.B. Dunbar. 2000. A new estimate of the Holocene lowstand level of Lake Titicaca, central Andes, and implications for tropical palaeohydrology. *Holocene* 10: 21-32.
- Curtis, J., D. Hodell & M. Brenner. 1996. Climate variability on the Yucatan Peninsula (Mexico) during the Past 3500 years, and implications for Maya cultural evolution. *Quaternary Res.* 46: 37-47.
- Curtis, J.H., M. Brenner, D.A. Hodell, R.A. Balsler, G.A. Islebe & H. Hooghiemstra. 1998. A multi-proxy study of Holocene environmental change in the Maya Lowlands of Peten, Guatemala. *J. Paleolimnol.* 19: 139-159.
- Curtis, J., M. Brenner & D. Hodell. 1999. Climate change in the Lake Valencia Basin, Venezuela, ~12600 yr BP to present. *Holocene* 9: 609-619.
- Cusminsky, G.C., P.A. Pérez, A. Schwalb & R. Whitley. 2005. Recent lacustrine ostracods from Patagonia, Argentina. *Rev. Esp. Micropaleontol.* 37: 431-450.
- Cywinska, A. & P.D.N. Hebert. 2002. Origins of clonal diversity in the hypervariable asexual ostracode *Cypridopsis vidua*. *J. Evol. Biol.* 15: 134-145.

- Daday, E. von. 1898. Mikroskopische süßwasserthiere aus Ceylon. *Természetrázi Füzetek* 21: 1-123.
- Daday, E. von. 1905. Untersuchungen über die Süßwasser-Microfauna Paraguays. *Zoologica: Original-Abhandlungen aus dem Gesamtgebiete der Zoologie* 18: 1-374.
- Deevey, E.S., G.B. Deevey & M. Brenner. 1980. Structure of zooplankton communities in the Peten Lake District, Guatemala, p. 669-678. *In* W.C. Kerfoot (ed.). The evolution and ecology of zooplankton communities. New England, Hanover, New Hampshire, USA.
- Dole-Olivier, M.J., D.M.P. Galassi, P. Marmonier & M.C.D. Chatelliers. 2000. The biology and ecology of lotic microcrustaceans. *Freshwat. Biol.* 44: 63-91.
- Ferguson, E.G., G.E. Hutchinson & C.E. Goulden. 1964. *Cypria petenensis*, a new name for the ostracod *Cypria pelagica* Brehm 1932. *Postilla* 80: 1-4.
- Furtos, N. 1933. The Ostracoda of Ohio. *Bull. Ohio Biol. Surv.* 29: 411-524.
- Furtos, N. 1934. Two new species of *Cypretta* (Ostracoda) from the Marquesas Islands and Florida with notes on the distribution of the genus. *Pacific Entomol. Surv. Pub.* 7: 279-286.
- Furtos, N. 1936a. On the Ostracoda from the cenotes of Yucatán and vicinity. *Carnegie Institution of Washington, Washington*, p. 89-115.
- Furtos, N. 1936b. Fresh-water Ostracoda from Florida and North Carolina. *Am. Midl. Nat.* 17: 491-522.
- Griffiths, H.I. & J.A. Holmes. 2000. Non-marine ostracods and Quaternary palaeoenvironments. QRA Technical Guide No. 8. Quaternary Research Association, London, England.
- Goulden, C.E. 1966. The history of Laguna de Petenxil: The animal microfossils. *Am. Acad. Arts Sci. Mem.* 17: 84-120.
- Hillesheim, M., D.A. Hodell, B.W. Leyden, M. Brenner, J.H. Curtis, F.S. Anselmetti, D. Ariztegui, D.G. Buck, T.P. Guilderson, M.F. Rosenmeier & D.W. Schnurrenberger. 2005. Climate change in lowland Central America during the late deglacial and early Holocene. *J. Quaternary Sci.* 20: 363-376.
- Hodell, D.A., J.H. Curtis & M. Brenner. 1995. Possible role of climate in the collapse of classic Maya civilization. *Nature* 375: 391-394.
- Hodell, D.A., M. Brenner, J.H. Curtis, R. Medina-González, E. Ildefonso-Chan Can, A. Albornaz-Pat & T.P. Guilderson. 2005. Climate change on the Yucatan Peninsula during the Little Ice Age. *Quaternary Res.* 63: 109-121.
- Holmes, J.A. & A.R. Chivas. 2002. The Ostracoda: applications in quaternary research introduction, p. 1-4. *In* J.A. Holmes & A.R. Chivas (eds.). *The Ostracoda: Applications in Quaternary Research*. Geophysical Monograph Series 131. American Geophysical Union, Washington D.C., USA.
- Horne, D.J., A. Cohen & K. Martens. 2002. Taxonomy, morphology and biology of quaternary and living Ostracoda. p. 5-36. *In* J.A. Holmes & A.R. Chivas (eds.). *The Ostracoda: Applications in Quaternary Research*, Geophysical Monograph 131. American Geophysical Union, Washington D.C., USA.
- Keyser, D. 1975. Ostracoden aus den Mangrovegebieten Südwest-Florida (Crustacea: Ostracoda, Podocopa). *Abh. Verh. Naturwiss. Ver. Hamburg* 18/19: 255-290.
- Keyser, D. 1976. Zur Kenntnis der brackigen mangrovebewachsenen Weichböden Südwest-Floridas unter besonderer Berücksichtigung ihrer Ostracodenfauna. Ph.D. Thesis, Universität Hamburg, Hamburg, Germany.
- Klie, W. 1933. Die Ostracoden der Deutschen Limnologischen Sunda-Expedition. *Arch. Hydrobiologia* 11: 447-502.
- Klie, W. 1939. Süßwasserostracoden aus Nordbrasilien. III. Die Gattungen *Stenocypris* und *Dolerocypris*. *Zool. Anz.* 128: 316-320.
- Kotzian, C.B. 1974. New fresh-water Ostracodes of the genus *Chlamydotheca* from Brazil. Ecology, geographic distribution and stratigraphical position. *An. Acad. Brasil Cienc.* 46: 423-467.
- Laprida, C. 2006. Ostrácodos recientes de la llanura pampeana, Buenos Aires, Argentina: ecología e implicaciones paleolimnológicas. *Ameghiniana* 43: 181-204.
- Leyden, B., M. Brenner, T. Whitmore, J. Curtis, D. Piperno & B. Dahlin. 1996. A record of long-and short term climatic variation from northwest Yucatán: Cenote San José Chulchacá, p. 30-50. *In* S.L. Fedick (ed.). *The Managed Mosaic: Ancient Maya Agriculture and Resource Use*. University of Utah, Salt Lake City, USA.
- Löffler, H. 1961. Zur Systematik und Ökologie der chilenischen Süßwasserentomostraken. *Beitr. Neotrop. Fauna* 2: 143-222.

- MARN-AMPI. 2008. Línea de Base Territorial para la Cuenca. Proyecto GU-T1021. Informe final. Ministerio de Medio Ambiente, Guatemala, Guatemala.
- Markgraf, V., J.P. Bradbury, A. Schwalb, S.J. Burns, C. Stern, D. Ariztegui, A. Gilli, F.S. Anselmetti, S. Siten & N. Maidana. 2003. Holocene paleoclimates of southern Patagonia: limnological history of Lago Cardiel, Argentina. *Holocene* 13: 581-591.
- Martens, K. 1984. Annotated Checklist of Non-Marine Ostracods (Crustacea, Ostracoda) from African Inland Waters, Institute of Zoology, Belgium. Musée royal de l'Afrique Centrale Tervuren, Documentation zoologique 20: 1-51.
- Martens, K. 1989. On the systematic position of the *Eucypris clavata*-group, with a description of *Trajancypris* gen. nov. (Crustacea, Ostracoda). *Arch. Hydrobiol.* 83: 227-251.
- Martens, K. & F. Behen. 1994. A checklist of the recent non-marine ostracods (Crustacea, Ostracoda) from the inland waters of South America and adjacent islands. *Travaux scientifiques du musee national d'histoire naturelle de Luxembourg* 22: 1-84.
- Martens, K. 2001. Taxonomy of the Herpetocypridinae (Ostracoda, Cyprididae). *Crustaceana* 74 : 295-308.
- Martens, K., I. Schön, C. Meisch & D.J. Horne. 2008. Global diversity of ostracods (Ostracoda, Crustacea) in freshwater. *Hydrobiologia* 595: 185-193.
- Meisch, C. 2000. Freshwater Ostracoda of Western and Central Europe. Süßwasserfauna von Mitteleuropa. Spektrum Akademischer Verlag GmbH, Heidelberg, Berlin, Germany.
- Meisch, C., N. Mary-Sasal, J.P. Colin & K. Wouters. 2007. Freshwater Ostracoda (Crustacea) collected from the islands of Futuna and Wallis, Pacific Ocean, with a check-list of the non-marine Ostracoda of the Pacific Islands. *Bull. Soc. Nat. Luxemb.* 108: 89-103.
- Mezquita, F., J.R. Roca, J.M. Reed & G. Wansard. 2005. Quantifying species-environment relationships in non-marine Ostracoda for ecological and paleoecological studies: Examples using Iberian data. *Palaeogeogr. Palaeoclimatol. Palaeoecol.* 225: 93-117.
- Müller, A., G.A. Islebe, M.B. Hillesheim, D.A. Grzesik, F.S. Anselmetti, D. Ariztegui, M. Brenner, J.H. Curtis, D.A. Hodell & K.A. Venz. 2009. Climate drying and associated forest decline in the lowlands of northern Guatemala during the late Holocene. *Quaternary Res.* 71: 133-141.
- Okubo, I. 1973. *Cyprretta seurati* Gauthier, 1929, from Japan (Ostracoda, Cyprididae). *Proc. Jap. Soc. Syst. Zool.* 9: 1-6.
- Pérez, L., G. Alfaro, M. Palmieri, M. Dix, M. Maldonado, G. Islebe, B. Scharf & A. Schwalb. 2008. Paleoclima y paleoecología de las tierras bajas del norte de los neotrópicos: investigación limnológica y extracción de sedimentos del lago Petén Itzá (Guatemala). *Rev. Univ. Valle de Guatemala* 18: 65-83.
- Pérez, L., B. Scharf & A. Schwalb. 2009. Living and fossil ostracode species assemblages from the Yucatán Peninsula as indicators of environmental change, a contribution to the Lago Petén Itzá Drilling Project. IODP/ICDP Kolloquium 16-18.03, Postdam, Germany: 119-121.
- Pérez, L., J. Lorenschat, R. Bugja, M. Brenner, B. Scharf & A. Schwalb. 2010. Distribution, diversity and ecology of modern freshwater ostracodes (Crustacea), and hydrochemical characteristics of Lago Petén Itzá, Guatemala. *J. Limnol.* 69: 146-159.
- Purper, I. 1974. *Cytheridella boldii* Purper sp. nov. (Ostracoda) from Venezuela and a revision of the genus *Cytheridella* Daday, 1905. *An. Acad. Bras. Cienc.* 46: 635-662.
- Roessler, E.W. 1990a. Estudios sobre los ostrácodos de agua dulce en Colombia. VI-IV. Estudio taxonómico del grupo "*Strandesia psittacea psittacea* (Sars, 1901)". *Caldasia* 16: 215-230.
- Roessler, E.W. 1990b. Estudios taxonómicos, ontogenéticos, ecológicos y etológicos sobre los ostrácodos de agua dulce en Colombia (Ostracoda, Podocopida, Cyprididae). VI. Estudio taxonómico del género *Strandesia* Stuhlmann 1888-Parte III. El grupo "*Strandesia elliptica* (Sars 1901)". *Rev. Acad. Colomb. Cienc. Exactas Fis. Nat.* 16: 795-804.
- Rosenmeier, M., D. Hodell, M. Brenner, J. Curtis, J. Martin, F. Anselmetti, D. Ariztegui & T. Guilderson. 2002a. Influence of vegetation change on watershed hydrology: implications for paleoclimatic interpretation of lacustrine  $\delta^{18}\text{O}$  records. *J. Paleolimnol.* 27: 117-131.
- Rosenmeier, M., D. Hodell, M. Brenner & J. Curtis. 2002b. A 4000-year lacustrine record of environmental change in the southern Maya Lowlands, Petén, Guatemala. *Quaternary Res.* 57: 183-190.
- Rossetti, G. & K. Martens. 1996. Redescription and morphological variability of *Darwinula stevensoni* (Brady and Robertson, 1870) (Crustacea, Ostracoda). *Bull. Inst. R. Sci. Nat. Belgique Biol.* 66: 73-92.



- Sars, G. 1889. On some freshwater Ostracoda and Copepoda, raised from dried Australian mud. *Christ. Vidensk. Selsk. Forhandl.* 8: 1-79.
- Schwalb, A. 2003. Lacustrine ostracodes as stable isotope recorders of late-glacial and holocene environmental dynamics and climate. *J. Paleolimnol.* 29: 256-351.
- Smith, A.J. & D.J. Horne. 2002. Ecology of marine, marginal marine and nonmarine Ostracodes, p. 37-64. *In* J.A. Holmes & A.R. Chivas (eds.). *The Ostracoda: Applications in Quaternary Research*, Geophysical Monograph 131. American Geophysical Union, Washington D.C., USA.
- Smith, R. & T. Kamiya. 2006. Six new species of fresh and brackish water ostracods (Crustacea) from Yakushima, Southern Japan. *Hydrobiologia* 559: 331-355.
- Smith, R. & T. Kamiya. 2008. The ontogeny of two species of Darwinuloidea (Ostracoda, Crustacea). *Zool. Anz.* 247: 275-302.
- Swain, F.M. & J.M. Gilby. 1964. Ecology and taxonomy of Ostracoda and an alga from Lake Nicaragua. *Publ. Staz. Zool. Napoli* 33: 361-386.
- Sohn, G. & L. Kornicker. 1972. Morphology of *Cypretta kawatai* Sohn and Kornicker, 1972 (Crustacea, Ostracoda), with a discussion of the genus. *Smithsonian Contrib. Zool.* 141: 1-28.
- Tressler, W.L. 1947. A check list of the known species of North American freshwater Ostracoda. *Am. Midl. Nat.* 38: 698-707.
- Viehberg, F. 2004. Paleolimnological study based on ostracods (Crustacea) in late-glacial and Holocene deposits of lake Krakawer See (Mecklenburg-Vorpommern NE Germany). *Studia Quaternaria* 21: 109-115.
- Whitmore, T.J., M. Brenner, J.H. Curtis, B.H. Dahlin & B.W. Leyden. 1996. Holocene climatic and human influences on lakes of the Yucatán Peninsula, Mexico: an interdisciplinary paleolimnological approach. *Holocene* 6: 273-287.
- Willard, D.A., C.E. Bernhardt, G.R. Brooks, T.M. Cronin, T. Edgar & R. Larson. 2007. Deglacial climate variability in central Florida, USA. *Palaeogeogr. Palaeoclimatol. Palaeoecol.* 251: 366-382.
- Würdig, N.L. 1983. Fresh and brackish-water Ostracodes from the east coast of the State of Rio Grande Do Sul, Brazil. *Applications of Ostracoda. Proc. 8<sup>th</sup> Int. Symp. Ostracoda.* Houston, Texas, USA.