



Mycorrhizal inoculants on sweet potato (*Ipomoea batata*) in Eutric Cambisol soils of Cuba¹

Inoculantes micorrízicos en boniato (*Ipomoea batata*) en suelos Cambisoles éutricos de Cuba

Alberto Espinosa-Cuéllar², Ramón Rivera³, Mario Varela-Nualles³, Alberto Pérez-Díaz⁴

- ¹ Reception: January 26th, 2023. Acceptance: May 2nd, 2023. This work was part of the project “Co-management and impact of mycorrhizal biofertilizers and other bioproducts on agricultural production of different crops”. CODE: P131LH0010003. Financed by the Fondo Financiero de Ciencia e Innovación (FONCI)/Cuba.
- ² Instituto de Investigaciones de Viandas Tropicales (INIVIT), Santo Domingo, Villa Clara, Cuba. espinosaalberto842@gmail.com (<http://orcid.org/0000-0001-8865-3484>).
- ³ Instituto Nacional de Ciencias Agrícolas (INCA). San José de las Lajas, Mayabeque, Cuba. rrabracadabra14@gmail.com (corresponding author, <http://orcid.org/0000-0001-6621-7446>), varela@inca.edu.cu (<https://orcid.org/0000-0002-5953-7561>).
- ⁴ Universidad de Guantánamo, Guantánamo Cuba. aperezdiaz1972@gmail.com (<http://orcid.org/0000-0002-0966-7341>).

Abstract

Introduction. The effective use of mycorrhizal inoculants poses a challenge for Cuban agriculture. Sweet potato is an important crop for human and animal nutrition, being a mycorrhizal crop with a successful breeding program. **Objective.** To determine whether all sweet potato cultivars respond to inoculation and if the effectiveness of inoculants varies among cultivars and planting seasons. **Materials and methods.** Two experiments were conducted during 2010 - 2012 in Eutric Cambisols in Villa Clara, Cuba, one for each planting season and repeated twice. Seventeen cultivars were evaluated for their response to the application of three inoculants, in the presence of a half the fertilization dose, and three non-inoculated treatments with fertilization levels of 0, 50, and 100 % of the nitrogen, phosphorus, and potassium dose (100 % NPK). A split plot design was used. Root yields, colonization frequency, and mycorrhizal spore production were evaluated as response variables. **Results.** Cultivars responded positively to inoculation and fertilization, showing differences in yields. However, the highest yields were obtained when inoculated with *Rhizoglyphus irregularis*/ INCAM-11, surpassing ($p \leq 0.05$) those obtained with only 50 % of the NPK dose. In the rainy season with higher yields, the differentiation between inoculants was more pronounced, and in thirteen and nine of the cultivars, yields obtained with INCAM-11 were higher ($p \leq 0.05$) to those obtained with *Glomus cubense*/ INCAM-4 and 100 % NPK, respectively. In the dry season, no significant differences were found between yields obtained by inoculating INCAM-11 or INCAM-4 or applying 100 % NPK. In both seasons, inoculation with *Funneliformis mosseae*/ INCAM-2 was consistently lower. Colonization frequencies and spore production were always higher ($p \leq 0.05$) when INCAM-11 was inoculated. **Conclusion.** Under these soil conditions evaluated, inoculation with INCAM-11 showed higher effectiveness for all cultivars and planting seasons, resulting in a higher yields and mycorrhizal performance indicators.

Keywords: arbuscular mycorrhizae, fungal spores, *Ipomoea batatas*, mycorrhizal infection, yields.



Resumen

Introducción. El uso efectivo de inoculantes micorrízicos representa un desafío para la agricultura cubana. El boniato o camote es un cultivo importante para la nutrición humana y animal. Es un cultivo dependiente de la micorrización con un exitoso programa de mejoramiento genético. **Objetivo.** Determinar si todos los cultivares de boniato responden a la inoculación y si la efectividad de los inoculantes varía con los cultivares y las épocas de siembra. **Materiales y métodos.** Se realizaron dos experimentos durante 2010 - 2012 en suelos Cambisoles éutricos en Villa Clara, Cuba, uno en cada época de plantación y repetido dos veces. Se evaluó la respuesta de diecisiete cultivares a la aplicación de tres inoculantes, en presencia de media dosis de fertilización y tres tratamientos no inoculados con niveles de fertilización de 0, 50 y 100 % de la dosis de nitrógeno, fósforo y potasio (100 % NPK). Se utilizó un diseño de parcelas divididas. Como variables de respuesta se evaluaron los rendimientos de raíces comestibles, la frecuencia de colonización y las esporas micorrízicas. **Resultados.** Los cultivares no solo respondieron positivamente a la inoculación y fertilización, sino que mostraron diferencias entre sus rendimientos. Sin embargo, los rendimientos mayores en cada cultivar siempre se obtuvieron al ser inoculados con *Rhizoglyphus irregularis*/ INCAM-11, los cuales superaron ($p \leq 0,05$) a los obtenidos cuando solo recibieron el 50 % de la dosis de NPK. En la época lluviosa con mayores rendimientos, la diferenciación entre inoculantes fue más pronunciada y en trece y nueve de los cultivares, los rendimientos obtenidos con INCAM-11 fueron superiores ($p \leq 0,05$) a los obtenidos con *Glomus cubense*/ INCAM-4 y 100 % NPK, respectivamente. En la época poco lluviosa, no se encontraron diferencias significativas entre los rendimientos obtenidos al inocular INCAM-11 o INCAM-4 o aplicar 100 % NPK. En ambas épocas, la inoculación con *Funneliformis mosseae*/ INCAM-2 fue siempre inferior. Las frecuencias de colonización y la producción de esporas fueron siempre superiores ($p \leq 0,05$) cuando se inoculó INCAM-11. **Conclusiones.** Bajo las condiciones de suelo evaluadas, la inoculación con INCAM-11 mostró una mayor efectividad para todos los cultivares y épocas de siembra, con los mayores rendimientos e indicadores de rendimiento micorrízico.

Palabras clave: esporas fúngicas, infección micorrízica, *Ipomoea batatas*, micorrizas arbusculares, rendimientos.

Introduction

The impact of mycorrhizal symbiosis on plant evolution (van der Heidjen et al., 2015) and functioning is undeniable. It enhances nutrient uptake capacity (Ortaş & Rafique, 2017), improves tolerance to water deficit (Augé et al., 2015), and provides defense against certain phytopathogens (Pascual, 2016). In addition to these benefits, other reported advantages include enhancements in soil aggregates (Lehman et al., 2017), the establishment of cooperative relationships with various rhizospheric microorganisms, and active participation in nitrogen (N) and carbon (C) cycling (Jansa et al., 2019; Jiang et al., 2021; Parihar et al., 2020).

Arbuscular mycorrhizal symbiosis is prevalent in approximately 84 % of plant species (van der Heidjen et al., 2015), encompassing a majority of crops. This widespread occurrence, along with its diverse ecosystem services, underscores the importance of fully leveraging it in agroecosystems (Rillig et al., 2019). In principle, there are two approaches to enhance arbuscular mycorrhizal functioning: by applying effective inoculants of arbuscular mycorrhizal fungi, AMF (Berruti et al., 2016), or by managing resident mycorrhizae (Bender et al., 2016).

While some cautionary notes have been raised (Hart et al., 2018), the number of publications successful inoculation practices is increasing. Comprehensive summaries of this work have been published (Pellegrino et al., 2015; Rivera et al., 2007; Schütz et al., 2017; Zhang et al., 2019). Criteria for comparing the effectiveness of mycorrhizal inoculants have primarily relied on evaluating responses in crop yield or biomass under suboptimal nutrient supply conditions that permit symbiosis establishment. The response is typically assessed as a relative or absolute index, relative to the performance of the non-inoculated counterpart (Janos, 2007).

While a significant relationship between the frequency of mycorrhizal colonization and crop yield or biomass has not always been observed (Koch et al., 2017; Thirkell et al., 2022), other authors have reported such a connection (Chu et al., 2013; Ortas & Bilgili, 2022; Pellegrino et al., 2015; Rivera et al., 2007). Some authors also incorporate assessments of colonization frequency and intensity as criteria for establishing the efficacy of inoculants (González, 2014; Simó-González et al., 2017).

In the Cuban program focused on the use of mycorrhizal inoculants, the efficacy of three inoculants, each formulated with an specific AMF isolate, was assessed through field experiments conducted under non-sterile conditions on a wide range of crops and soils. Positive responses in yields were observed, with distinct effects between noted for each of the three inoculants. These effects were consistent and depended on the pH-H₂O of the soil or substrate in which the crops were grown (Rivera Espinosa et al., 2023). Remarkably, under the same soil conditions, the greatest effectiveness for each of crops was achieved with the same corresponding inoculant.

Certain crops demonstrated effective compatibility with specific inoculants beyond the soil conditions where these inoculants are generally effective across diverse crops (González et al., 2015; Rivera et al., 2007). This compatibility, evident not only in terms of high yields but also in mycorrhizal functioning indicators, doesn't preclude these crops from also forming an equally effective symbiosis with the inoculant recommended for the prevailing soil condition.

In recent years, the country has witnessed increasingly positive outcomes with the use of various bioproducts, contributing to high yields and reduce fertilizers application (Dibut Alvarez et al., 2011; Rivera Espinosa et al., 2023). Concurrently, due to Cuba's economic challenges, exacerbated by the COVID-19 pandemic, the import or production of fertilizers is constrained, resulting in low agricultural yields, specially in crops like sweet potato, which currently stands at approximately 9 t ha⁻¹ (Oficina Nacional de Estadísticas e Información, 2022). This situation has propelled the production and adoption of bioproducts in agricultural practices, including the use of mycorrhizal inoculants.

Ipomoea batata (sweet potato) holds sixth position globally in terms of annual production (Food and Agriculture Organization of the United Nations, 2019), and is significant in Cuba for both human and animal nutrition. The country has a successful breeding program with at least 9 commercially used cultivars (Ministerio de Agricultura [MINAG], 2012). Sweet potato is typically cultivated under irrigation in both the rainy growing season, characterized by higher temperatures, and in the low rainy season.

Sweetpotato is a crop reliant on mycorrhization (Mukhongo et al., 2017; Sakha et al., 2019). In the country, a positive response to mycorrhizal inoculation has been observed, with variations in inoculant effectiveness depending on the soil type in which the crop is cultivated (Ruíz et al., 2012). However, this research was conducted using a single cultivar and with inoculants different from those currently employed in the country.

The impact of intraspecific variability on mycorrhization is commonly manifested through varying degrees of mycorrhizal functioning and response to cultivars inoculation. This variability has been identified in crops such as maize (Chu et al., 2013), clover (Ryan et al., 2016), and rice (Toppo & Maiti, 2017). While some authors report a decrease in the mycorrhization response in modern cultivars (Wang et al., 2022), other find that modern cultivars developed for high yields respond positively to inoculation (Abdelhalim et al., 2019; Bonareri Oruru et al., 2018). However, few publications explore the influence of cultivars on the effectiveness of different inoculants (Joao et al., 2016), and none has been conducted on sweet potato.

Despite the influence of planting date on sweet potato yield (Espinosa-Cuéllar et al., 2019) potentially impacting the inoculation response due to differences in plant requirements, there is no published information on how planting date or growing season affect inoculants effectiveness in this crop. Given the diverse criteria for cultivar utilization, the goal is not to determine which inoculated cultivar achieves the highest yields. Instead, this study aims to determine whether all sweet potato cultivars respond to inoculation and to establish if the effectiveness of inoculants varies among cultivars and planting seasons in order to achieve the greatest benefits from the use of inoculants.

Materials and methods

Experimental conditions

Two experiments were conducted in the areas of the Tubers and Tropical Roots Institute Research (INIVIT), situated at 22°35' N, 80°18' W, and an elevation of 40 m above sea level in the municipality of Santo Domingo, Villa Clara province, Cuba. The experiments were carried out over period 2010-2012, corresponding to the two growing seasons specified by the Technical Instructions (MINAG, 2012). One experiment was conducted during the rainy season (planting in March and harvesting in August), and the other during the low rainy season (planting in October and harvesting in March). Both experiments were performed under non-sterilized soil conditions.

The soil was classified as Eutric Cambisol with carbonates soils by World Reference Base for Soil Resources (2014). It exhibited pH-H₂O values ranging from 7.2 to 7.5 (slightly alkaline) (Table 1), high calcium (Ca) content, and moderate levels of exchangeable magnesium (Mg) and potassium (K), as well as available phosphorus (P). Organic matter values were low and associated with degradation processes resulting from continuous soil exploitation. The quantity of mycorrhizal spores was low (1.2 spores/g), likely due to continuous cultivation, high fertilization, and soil degradation processes (Guo et al., 2020). These characteristics are commonly observed in this type of soil under continuous cultivation (Ruíz Martínez et al., 2012; Simó González et al., 2020).

Table 1. Principal initial characteristics of the Eutric Cambisol with carbonates soil (0-20 cm depth) in two growing seasons, in Santo Domingo, Villa Clara, Cuba. 2010-2012.

Cuadro 1. Principales características iniciales del suelo Cambisol éutrico carbonatado (0-20 cm de profundidad) en las dos épocas de crecimiento, en Santo Domingo, Villa Clara, Cuba. 2010-2012.

Growing season	pH H ₂ O ¹	OM ² g kg ⁻¹	P ³		Mg ⁴	Na ⁴		K ⁴	AMF ⁵ spores/g
			mg kg ⁻¹			cmolc kg ⁻¹			
Rainy	7.5	21.5	9.47	33.9	4.4	0.37	0.66	1.2	
Low rainy	7.25	21.3	9.31	29.1	4.5	0.38	0.7	1.1	

Each value is the average of 8 composite samples, four from each year. 1) pH-H₂O: pH measured in water; 2) OM: soil organic matter; 3) P: available phosphorus in soil; 4) Ca, Mg, Na, K: exchangeable cations; 5) AMF spores: mycorrhizal spores. Chemical determinations in soil according to Paneque et al. (2010). Spore determinations according to Herrera-Peraza et al. (2004). / Cada valor es promedio de ocho muestras compuestas de suelo, cuatro de cada año. 1) pH-H₂O: pH medido en agua; 2) OM: materia orgánica del suelo; 3) P: fósforo disponible en el suelo; 4) Ca, Mg, Na, K: cationes intercambiables; AMF spores: esporas micorrízicas. Las determinaciones químicas en el suelo de acuerdo con Paneque et al. (2010). Las determinaciones de esporas de acuerdo con Herrera-Peraza et al. (2004).

Average temperature and accumulated precipitation in the experimental periods

The mean temperature and accumulated precipitation data for each experimental period, as the 25-year average, are presented in Table 2. The data were obtained from Agrometeorological Station #326 (Cuban Institute of Meteorology), located less than 0.5 km from the experimental area. Precipitation measured daily by a rain gauge (± 0.1 mm), and temperature was recorded hourly with a thermometer (± 0.1 °C). The results are expressed as accumulated precipitation (mm) and mean daily temperatures (°C) during the experimental periods.

The rainy period is marked by higher rainfall and temperatures compared to those in the low rainfall period. In this phase, which accounts approximately 73.6 % of the total accumulated rainfall, the rainfall was slightly lower

Table 2. Cumulative precipitation and mean daily temperature during the experimental periods (2010-2012) and 25-year averages. Santo Domingo, Villa Clara, Cuba.**Cuadro 2.** Precipitación acumulada y temperatura diaria media durante los periodos experimentales (2010-2012) y promedios de 25 años. Santo Domingo, Villa Clara, Cuba.

Experimental periods	Precipitation (mm)			Temperature °C		
	repetition 1	repetition 2	25 years (\bar{x})	repetition 1	repetition 2	25 years (\bar{x})
Rainy	712.7	630.7	743.9	25.9	25.8	25.5
Low rainy	198.3	155.2	270.6	20.7	22.3	22.4

Climatological data were sourced from Agrometeorological Station No. 326, affiliated with the Instituto de Meteorología de Cuba (INSMET), and situated at the Instituto de Investigaciones de Viandas Tropicales (INIVIT) / Los datos de las variables climatológicas se obtuvieron de la Estación Agrometeorológica No. 326, adjunta al Instituto de Meteorología de Cuba (INSMET) y ubicada en el propio Instituto de Investigaciones de Viandas Tropicales (INIVIT).

in the second year than in the first repetition, ranging in both years between 86 % and 96 % of the 25-year average (743.9 mm). During the low rainy season, values obtained in both repetitions were below the historical average (54 % to 73 %), with the second repetition being drier (Table 3). Temperatures during the rainy period were similar to each other and to the 25-year average, ranging between 3.5 °C and 5.2 °C higher than those in the low rainfall period.

Table 3. Cultivars sweet potato (*Ipomoea batata*) used in the experiments and some of their characteristics. Santo Domingo, Villa Clara, Cuba. 2010-2012.**Cuadro 3.** Cultivares de boniato (*Ipomoea batata*) utilizados en los experimentos y algunas características de los mismos. Santo Domingo, Villa Clara, Cuba. 2010-2012.

Cultivar	Tuberous root shape	Skin color	Mass color	Growing cycle
IX-1	Round	White	White	long
IK-37	Oblong	Yellow	Beige	long
IB-71-9	Elliptical	Pink	Beige	long
IFSB	Oblong	Red	Orange	long
IX-18	Round	Yellow	Yellow	long
IA-1517	Round	White	White	long
T-65	Oblong	Red	Orange	long
A-4	Elliptical	Red	Purple	long
INIVIT B 240	Long Elliptical	Pink	White	medium
INIVIT BS-16	Round Elliptical	Red	Orange	medium
INIVIT BS-20	Elongated	White	Beige	long
INIVIT B-9	Oblong	White	Yellow	medium
INIVIT BS-12	Elliptical	White	White	long
INIVIT B 98-2	Round	White	Beige	medium
INIVIT B 98-3	Round	Pink	Beige	medium
INIVIT B2-2005	Round	Red	Yellow	long
CEMSA 78-354	Round elliptical	White	Beige	medium

Treatments and experimental design

The effectiveness of three AMF inoculants was evaluated in 17 sweet potato cultivars across two growing seasons. Each experiment followed a randomized block design with a split-plot arrangement and four replicates. The main plots (factor inoculants) considered six levels: three inoculants with 50 % of the recommended doses of nitrogen (N), phosphorus (P), and potassium (K) as per Technical Instructions (MINAG, 2012), and three non-inoculated levels, including a control (without fertilizers), 50 % of the NPK dose, and the recommendation 100 % NPK. The 17 cultivars were assigned to the subplots, and both experiments conducted twice.

The evaluated cultivars are outcomes of the breeding program of the Tubers and Tropical Roots Institute Research (INIVIT), showing variations in phenotypic characteristics (Table 3). Long-cycle cultivars have a harvesting period of around 5 months, while medium-cycle cultivars are typically harvested between 4 to 5 months. The last nine cultivars are commercially planted in the country (MINAG, 2012), while the others are promising. In all instances, these are modern cultivars developed for high yields under optimal doses of mineral fertilizers.

The inoculants were each formulated with a specific AMF isolate. The isolates used for preparation were *Glomus cubense* (Y. Rodr. & Dalpé) isolate INCAM-4/DAOM241198, *Rhizoglomus irregulare* [(Błaszk., Wubet, Renker & Buscot) Sieverd., G.A. Silva & Oehl] isolate INCAM-11/DAOM711363, and *Funneliformis mosseae* [(T.H. Nicolson & Gerd.) C. Walker & A. Schüßler] isolate INCAM-2, all belonging to the collection of the National Institute of Agricultural Sciences. These inoculants have been consistently evaluated since 2003 across different crops and soil types (Rivera Espinosa et al., 2023).

A planting frame of 0.90 x 0.25 m, as per MINAG (2012), was employed, and cuttings of 25-30 cm in length served as planting material. In each subplot, 19 sweet potato rows were arranged, with each row corresponding to a different cultivar and two border rows. The central 7 m of the 8 m furrows were assessed, involving 28 plants of each cultivar.

Preparation and inoculants application

Inoculants were prepared by applying each AMF isolate with a high degree of purity to *Urochloa decumbens* seeds, which were then grown in a specific substrate following the method outlined by Fernández et al. (2000). After four months, the plants underwent water deficit conditions before cutting, and the substrate enriched with mycorrhizal propagules was extracted. This material, containing a mix of substrate material with mycorrhizal propagules, including mycorrhizal roots with a colonization frequency between 61 % to 68 %, was dried at room temperature in the shade. Spore contents ranged between 80 and 120 spores/g, with variations between the formulations. The quantities of mycelia and infective roots were not determined.

To avoid the possible influence of different spore contents on the comparison of inoculant effectiveness, as well as taking into account the procedure followed in the inoculant comparison programme (Rivera Espinosa et al., 2023), the initial contents were adjusted to the range of 25 to 30 spores/g by dilution and homogenization with sterile substrate. Inoculants were named according to the applied AMF.

Inoculation was carried out using a mixture of 0.125 g of inoculant per 600 mL of water, covering the lower third of the vegetative seed by immersion (Ruíz Martínez et al., 2012). This application method is equivalent to applying 35 kg ha⁻¹ of inoculant. The inoculated cuttings were left to aerate in the shade for two hours before planting.

Fertilization and cultural attentions

The 100 % NPK dose comprises 90 kg ha⁻¹ of nitrogen, 75 kg ha⁻¹ of P₂O₅, and 150 kg ha⁻¹ of K₂O (MINAG, 2012). The 50 % NPK dose used alongside inoculants aligns with previous findings for this specific crop and soil type, representing the optimal fertilizer quantities required for effective inoculation (Ruiz-Martínez et al., 2012). Fertilizers – urea (46-00), simple superphosphate (0-20-0), and potassium chloride (0-0-60) – were applied 25-30 days after planting as carriers.

During the low rainfall period, irrigation was conducted by applying 300 m³ ha⁻¹ every seven days up to 45 days, followed by watering every 10 days until 15 days before harvest when irrigations was suspended. In the rainy period, irrigation followed similar criteria, applied when rainfall fell below the stipulated standards for each period. All other farming practice were executed in the line with the Technical Instructions (MINAG, 2012).

Soil sampling and chemical determinations

For soil analysis conducted at the commencement of each experimental cycle, two samples, each composed of 10 subsamples from a depth of 0-20 cm, were obtained for every replicate. This resulted in a total of 8 samples for each yearly repetition of each experiment, amounting to 32 samples overall. The methods employed for various chemical determinations were as follows: Organic matter determination was conducted using the Walkley-Black method. Phosphorus extraction was carried out through the Machiguín method, employed an extractive solution of (NH₄)₂CO₃ at a concentration of 10 g L⁻¹ and with a pH of 9.0, followed by titration with 0.05 M HCl. Exchangeable cations were extracted using NH₄Ac at a concentration of 1 M and at soil to solution ratio of 1:5 at pH 7, and their determination was performed via flame photometry. All methodologies were detailed by Paneque et al. (2010).

Frequency of mycorrhizae colonization of roots (%)

The sampling procedure was conducted in both experiments approximately 90 days after the sweet potato planting. Composite samples of fine roots were collected from six plants within each of the 408 subplots in each yearly repetition (17 cultivars x 6 inoculants and fertilizer levels, and four replicates). From the collected roots weighing 200 mg, the samples were oven-dried at 70 °C until a constant mass was achieved. Subsequently, the roots were stained following the protocol outlined by Phillips & Hayman (1970). The evaluation process was performed using a stereo microscope in line with the method described by Giovanetti & Mosse (1980).

Mycorrhizae spores evaluation

The evaluations were conducted at the onset of the experiments, utilizing the initial soil sampling, and at the harvest stage. During the latter, composite rhizospheric soil samples were gathered from each cultivar, comprising 6 subsamples (0-20 cm), from all 408 subplots in each yearly repetition. Spore extraction was conducted following outlined by Herrera-Peraza et al. (2004). Spores were enumerated on Doncaster plates using a stereo microscope and reported as spores per 50 g of soil.

Commercial yield (t ha⁻¹) determination

All cultivars were harvested 150 days after planting to ensure uniformity in the experimental plots. The plants within the central 7 m of each cultivar were utilized to determine the yield. The yield was estimated in t ha⁻¹ of commercial roots, weighing more than 115 g.

Data analysis

For statistical analysis, ANOVA was conducted on the experimental data. In cases where the interaction between factors was significant ($p \leq 0.05$), subsequent partitioning of the higher-order significant interaction involving inoculants and cultivars was performed to mitigate the influence of varying cultivar productivities. Differences among means were assessed using Duncan's test ($p \leq 0.05$) or 95 % confidence intervals. Additionally, linear regression and Pearson correlation analyses were conducted to establish relationships between the frequency of colonization versus yields or AMF spores observed during cultivar inoculation in each growing season. The significance of regression and correlation coefficients was determined using t-student tests. Data processing was carried out using the statistical package SSPS version 21.0.

Results

Effectiveness of inoculants on the cultivars yield

In the rainy season, each factor and the interactions between inoculants and cultivars were significant ($p \leq 0.001$). There was a positive response ($p \leq 0.05$) to mineral fertilization across all cultivars, resulting in the following order: 100 % NPK > 50 % NPK > control (Table 4).

Table 4. Effectiveness of inoculants on average two-year yields ($t \text{ ha}^{-1}$) of 17 sweet potato cultivars (*Ipomoea batata*) in rainy season on Eutric Cambisols soils. Santo Domingo, Villa Clara. 2010-2012. Partitioning of inoculants x cultivars interaction.

Cuadro 4. Efectividad de los inoculantes en el rendimiento promedio de los dos años ($t \text{ ha}^{-1}$) de 17 cultivares de boniato (*Ipomoea batata*) cultivado en la época lluviosa en suelos Cambisoles éutricos de Santo Domingo, Villa Clara. 2010-2012. Partición de la interacción inoculantes x cultivares.

Cultivar	Control	50% NPK	100 % NPK	50 % NPK		
				INCAM-4	INCAM-11	INCAM-2
IX-1	25.93 d	34.0 c	37.30 ab	35.12 bc	40.47 a	35.24 bc
IK-37	20.40 d	24.5 c	29.80 b	29.05 b	33.70 a	30.39 b
IB-71-9	21.54 c	22.2 c	27.61 b	26.55 b	30.56 a	25.60 b
IFSB	21.62 c	26.2 b	27.47 b	28.63 b	32.17 a	26.82 b
IX-18	20.03 c	22.6 b	23.75 b	24.36 b	28.98 a	24.38 b
IA-1517	24.11 d	29.05 c	31.94 b	32.93 b	36.27 a	28.01 c
T-65	19.08 c	21.3 c	23.63 b	23.87 b	28.44 a	23.80 b
A-4	20.03 e	26.2 d	30.48 ab	29.13 bc	32.57 a	26.38 cd
I-BS-16	23.79 d	29.7 c	33.38 ab	32.85 ab	35.02 a	31.64 bc
I-BS-20	18.60 c	26.7 b	27.10 ab	28.91 a	31.33 a	25.68 b
I-B-9	18.58 d	21.5 c	25.12 b	25.40 ab	28.13 a	22.89 bc
I-BS-12	18.39 d	23.5 c	26.72 b	25.78 bc	31.61 a	26.10 bc
I-B-240	22.95 d	26.5 c	30.00 ab	28.87 bc	32.10 a	27.85 c
I-B-98-2	21.35 c	26.6 b	30.86 a	29.39 a	31.86 a	26.50b
I-B-98-3	20.45 d	23.4 c	30.39 a	26.17 bc	32.39 a	26.65 b
I-B2-2005	23.78 e	27.0 d	33.59 ab	31.13 bc	34.92 a	30.34 c
C-78-354	23.12 d	29.6 c	32.64 b	32.98 b	36.04 a	30.85 bc
Es A x B	0.731***					

Different letters in the same row (cultivar) lead to significant differences at $p \leq 0.05$ between the inoculant factor levels by Duncan Test. 100 % NPK means 90, 75 and 150 kg ha^{-1} of N, P_2O_5 and K_2O respectively. / Letras diferentes en la misma fila (cultivar) conllevan a diferencias significativas a $p \leq 0.05$ entre los niveles del factor inoculantes mediante Prueba de Duncan. 100 % NPK significa 90, 75 y 150 kg ha^{-1} de N, P_2O_5 y K_2O respectivamente.

Differentiated responses to inoculation were observed among cultivars, wherein INCAM-11 consistently yielded the highest results in each of them. In nine cultivars, INCAM-11 led to significantly higher yields ($p \leq 0.05$) compared to those obtained with 100 % NPK; for the remaining cultivars, it produced similar results, always surpassing the 50 % NPK treatment.

Moreover, INCAM-11 application resulted in significantly higher yields ($p \leq 0.05$) in thirteen cultivars (76.4 %) compared to INCAM-4, and across all cultivars, it consistently outperformed INCAM-2. While cultivars displayed varying yields (Table 4), generally, yields from INCAM-11 inoculation ranged between 28 and 36 t ha⁻¹, averaging 32.7 t ha⁻¹. Notably, only cultivar IX-1 exhibited yields close to 40 t ha⁻¹.

In the low rainy growing season (Table 5), cultivars showed a similar response to inoculation, and significant effects of different factors were observed ($p \leq 0.001$), including significant second-order interaction between inoculant and cultivar. The non-inoculated treatments demonstrated an increase response in yield with fertilizer application, with yields ranking ($p \leq 0.05$) as follows: 100 % NPK > 50 % NPK > control.

Table 5. Effectiveness of inoculants on two-year average yield (t ha⁻¹) of 17 sweet potato cultivars (*Ipomoea batata*) grown in the low rainy season on Eutric Cambisol soils of Santo Domingo, Villa Clara. 2010-2012. Partition of inoculants x cultivars interaction.

Cuadro 5. Efectividad de los inoculantes en el rendimiento promedio de los dos años (t ha⁻¹) de 17 cultivares de boniato (*Ipomoea batata*) cultivados en la época poco lluviosa en suelos Cambisoles éutricos de Santo Domingo, Villa Clara. 2010-2012. Partición de la interacción inoculantes x cultivares.

Cultivar	Control	50 % NPK	100 % NPK	50 % NPK		
				INCAM-4	INCAM-11	INCAM-2
IX-1	22.83 c	28.49 b	32.80 a	30.93 a	32.31 a	28.60 b
IK-37	20.16 d	23.15 c	28.78 ab	27.24 ab	29.29 a	26.78 b
IB-71-9	18.31 d	21.25 c	25.36 a	23.64 ab	25.19 a	22.29 bc
IFSB	21.06 c	22.30 b	25.88 a	23.67ab	25.24 a	22.52 b
IX-18	19.15 b	19.61 b	21.54 a	21.52 a	22.07 a	20.85 ab
IA-1517	23.16 c	26.16 b	29.07 a	27.89 ab	29.80 a	26.55 b
T-65	16.66 c	19.37 b	21.86 a	20.81a b	21.29 ab	19.56 b
A-4	17.25 c	21.40 b	23.84 a	22.45 ab	23.78 a	21.13 b
I-B-240	20.02 c	22.79 b	25.90 a	24.32 ab	26.14 a	23.38 b
I-BS-16	21.71 d	25.05 c	29.12 a	28.06 ab	29.58 a	26.68 bc
I-BS-20	21.09 d	24.57 c	28.88 a	27.10 ab	29.09 a	25.84 bc
I-B-9	17.61 b	18.25 b	21.31 a	20.39 ab	21.97 a	19.84 ab
I-BS-12	19.45 c	21.71 c	26.08 a	24.83 ab	26.34 a	22.97 bc
I-B-98-2	18.33 c	24.00 b	27.75 a	25.62 ab	27.87 a	24.16 b
I-B-98-3	18.12 c	20.05 b	24.55 a	23.72 a	24.63 a	22.84 a
I-B2-2005	22.23 c	24.09 bc	27.58 a	26.06 ab	27.25 a	24.69 b
C-78-354	17.58 d	22.07 c	25.91 a	24.69 ab	26.29 a	23.78 bc

Es A x B = 0.61***

Different letters in the same row lead to significant differences at $p \leq 0.05$ between levels of the inoculant factor for each cultivar by Duncan Test. 100 % NPK means 90, 75 and 150 kg ha⁻¹ of N, P₂O₅ and K₂O, respectively. / Letras diferentes en la misma fila conllevan a diferencias significativas a $p \leq 0.05$ entre los niveles del factor inoculante para cada cultivar mediante Prueba de Duncan. 100 % NPK significa 90, 75 y 150 kg ha⁻¹ de N, P₂O₅ y K₂O, respectivamente.

A positive and distinct response to inoculation was observed, consistently resulting in the highest yields for each cultivar with the application of INCAM-11. In all cases, these yields were statistically similar ($p \leq 0.05$) to those obtained with the 100 % NPK dose and significantly higher ($p \leq 0.05$) than the yields from the non-inoculated treatments. Yields ranged between 22 and 32 t ha⁻¹, with an average of 26 t ha⁻¹, lower than that achieved in the rainy season. While the inoculation of INCAM-11 did not significantly surpass the yield obtained with INCAM-4, it yielded significantly higher results ($p \leq 0.05$) than INCAM-2 in 14 out of 17 cultivars.

Effectiveness of inoculants on the cultivars colonization frequencies

In both growing seasons, significant effects of the different factors were observed ($p \leq 0.001$), and the interactions between inoculants and cultivars were also significant ($p \leq 0.05$). However, in both periods, the cultivars inoculated with INCAM-11 consistently achieved higher colonization frequencies ($p \leq 0.05$) compare to the values obtained when applying the other two inoculants (Figure 1 A and B), as well as with the non-inoculated fertilizer levels.

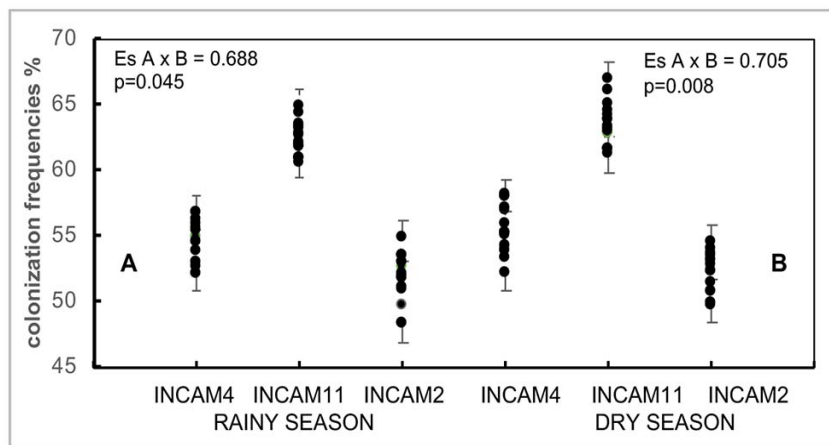


Figure 1. Effectiveness of inoculants on colonization frequency (%) of 17 cultivars of sweet potato (*Ipomoea batata*) grown on Eutric Cambisol soils. Santo Domingo, Villa Clara (average values for the two years, 2010-2012).

A: in rainy period; B: in low rainy period. Vertical bars: 95 % confidence intervals.

Figura 1. Efectividad de los inoculantes sobre la frecuencia de colonización (%) de 17 cultivares de boniato (*Ipomoea batata*) crecidos en suelos Cambisoles éutricos de Santo Domingo, Villa Clara (valores promedio de los dos años, 2010-2012).

A: periodo lluvioso; B: periodo poco lluvioso. Barras verticales: Intervalos de confianza al 95 %.

Colonization frequencies when INCAM-11 was applied ranged between 60.8 and 64.2 % in rainy period, and between 61.1 % and 66.9 % in low rainy period, showing differences ($p \leq 0.05$) in each period among some cultivars, but not between growing periods. When INCAM-4 and INCAM-2 were inoculated, the colonization frequencies varied between 52.6 % – 56.8 % and 48.3 % - 54.9 % in the rainy period, and between 52.1 % - 57.9 % and 49.6 % – 54.5 % in the low rainy period respectively, showing some differences ($p \leq 0.05$) between cultivars in each period, but not between growing periods. Non-inoculated cultivars presented the lowest values of colonization frequency ($p \leq 0.05$), ranging from 9 % and 18 %.

Significant correlations ($p \leq 0.001$) were observed in both growing seasons between the colonization frequencies of the cultivars inoculated with the three inoculants and their respective yields. The determination coefficients (r^2)

were 0.49 in the rainy season and 0.36 in the low rainy season (dashed lines in Figure 2 A and B), indicating that higher colonization frequencies were associated with higher yields.

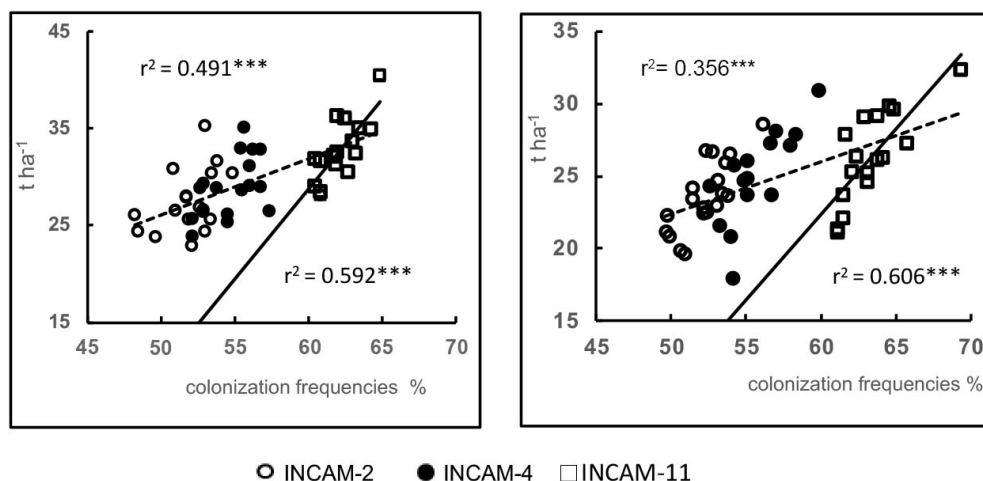


Figure 2. Relationships between colonization frequencies and yields when applying inoculants to sweet potato cultivars (*Ipomoea batata*) in Eutric Cambisols soils of Santo Domingo, Villa Clara (averaged values for the years 2010-2012).

A: rainy period; B: low rainy period. The dashed line includes the three inoculants N:51; the solid line comprises only cultivars inoculated with INCAM-11. N:17. *** indicates significant to $p < 0.001$.

Figura 2. Relaciones entre las frecuencias de colonización y los rendimientos obtenidos al inocular los cultivares de boniato (*Ipomoea batata*) en suelos Cambisoles éutricos de Santo Domingo, Villa Clara (valores medios para los años 2010-2012).

A: periodo lluvioso; B: periodo poco lluvioso. La línea discontinua incluye los tres inoculantes, N:51; la línea continua incluye solo los cultivares inoculados con INCAM-11, N:17. *** indica significativo a $p < 0.001$.

In both seasons, higher colonization frequencies were consistently observed when inoculating any of the cultivars was inoculated with INCAM-11, compared to those obtained with the other two inoculants. Moreover, when considering only the inoculation with INCAM-11, the determination coefficients (r^2) increased to approximately 0.6 ($p \leq 0.001$) in both growth periods (solid lines in Figure 2 A and 2 B). These values were notably higher than the determination coefficients obtained when analyzing the results of each of the other inoculants individually, which ranged from 0.2 to 28 (not significant) in both periods.

Effectiveness of inoculants on the mycorrhizal spores

In both growing season, significant effects were observed for various factors ($p \leq 0.001$), including significant interactions between inoculants and cultivars ($p \leq 0.01$). However, the inoculation with INCAM-11 consistently led to higher mycorrhizal spore counts in each of the cultivars ($p \leq 0.05$), compared to the values obtained with the other inoculants (Figure 3 A and B) and with the non-inoculated fertilizer levels.

The spores obtained with INCAM-11 inoculation ranged between 528 and 566 spores in 50 g during the rainy period and 517 to 551 in the low rainy period, showcasing differences ($p \leq 0.05$) among some cultivars in each period, with certain cultivars exhibiting higher values in the rainy period. For INCAM-4 and INCAM-2, mycorrhizal spores varied from 423 to 491 and 365 to 436, respectively. INCAM-4 induced higher spore amounts ($p \leq 0.05$) in certain cultivars compare to INCAM-2. Non-inoculated cultivars had the lowest mycorrhizal spore values ($p \leq 0.05$), ranging from 68 to 116 spores in 50 g.

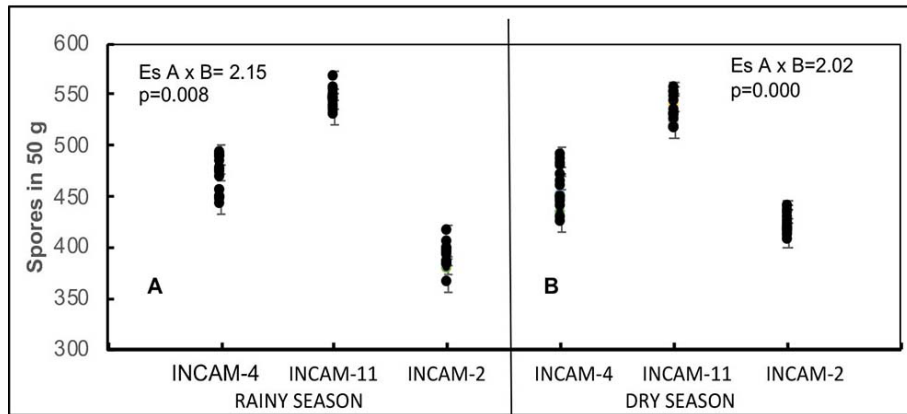


Figure 3. Effectiveness of inoculants on mycorrhizal spores of 17 cultivars of sweet potato (*Ipomoea batata*) grown on Eutric Cambisol soils of Santo Domingo, Villa Clara. 2010-2012.

A: rainy period; B: low rainy period. Vertical bars represented 95 % confidence intervals.

Figura 3. Efectividad de los inoculantes sobre las esporas micorrizicas de 17 cultivares de boniato (*Ipomoea batata*) crecidos en suelos Cambisoles éutricos de Santo Domingo, Villa Clara. 2010-2012.

A: periodo lluvioso; B: periodo poco lluvioso. Barras verticales representan intervalos de confianza al 95 %.

Despite differences in cultivar responses to the three inoculants, a significant direct correlation was noted between colonization frequencies and spores reproduced by inoculated cultivars in both growing seasons (Figure 4). This illustrates that higher colonization frequency corresponded to increased spore reproduction. INCAM-11 consistently resulted in higher values of both fungal variables across all cultivars in both periods under these specific soil conditions.

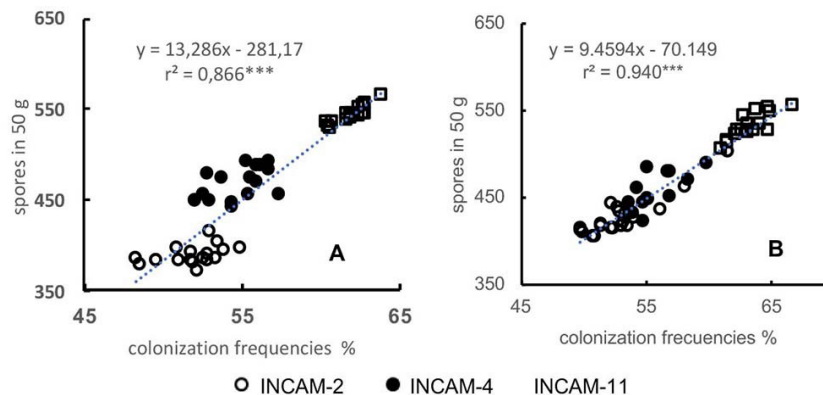


Figure 4. Relationships between colonization frequencies and mycorrhizal spores obtained when the inoculants were applied to the sweet potato cultivars (*Ipomoea batata*) grown on Eutric Cambisols soil, Santo Domingo, Villa Clara (averaged values for the years 2010-2012).

A: rainy season; B: low rainy season. N= 51. *** indicate significant at $p < 0.001$.

Figura 4. Relaciones entre las frecuencias de colonización y las esporas micorrizicas obtenidas al aplicar los inoculantes a los cultivares de boniato (*Ipomoea batata*) en suelos Cambisoles éutricos, Santo Domingo, Villa Clara (valores promedio para los 2010-2012).

A: estación lluviosa; B: estación poco lluviosa. N= 51. *** indica significativo a $p < 0,001$.

Discussion

In the rainy season, characterized by higher yields and increased nutritional demands (Espinosa-Cuéllar et al., 2019), the consistently superior response to INCAM-11 inoculation in terms of yield, colonization frequency, and spore counts highlights the effectiveness of this inoculant under these conditions. Moreover, the strong correlation between colonization frequency and yield suggests that the enhanced mycorrhizal performance resulting from INCAM-11 inoculation is directly linked to higher yields, consistent with findings in other crops using similar soil types (González, 2014; Simó González et al., 2017). Overall, the evaluation underlines the superior efficacy of INCAM-11 during this planting period for any of the sweet potato cultivars evaluated.

Differences between the inoculants can be explained in line with Kiers et al. (2011), wherein the higher efficiency of the applied AMF inoculant increased the mutual benefits between the plant and the fungus. Thus, plant growth and yield are increased, associated with increased nutrient and water supply by the mycorrhizae (Augé et al., 2015; Ortas & Rafique, 2017) and in parallel mycorrhizal structures are augmented by the increased supply of carbohydrates and lipids from the plant (Lanfranco et al., 2018). Among the structures that benefit are hyphae, arbuscules and also spores (Willys et al., 2013). The substantial relationship observed between colonization frequency and spore count, with the highest values for both variables with INCAM-11 application, reinforces this underlying mechanism.

Another crucial factor to consider is the plant species itself; sweet potato, being a mycotrophic species with considerable mycorrhizal reliance (Ruiz Martínez et al., 2012), does showcase differences in inoculant effectiveness, albeit less pronounced compared to other crops like *Colocasia esculenta* and even *Manihot esculenta* (Rivera et al., 2007). This interplay of factors seems to elucidate that during the season with lower yields, no significant differences were observed among cultivars when inoculated with either INCAM-11 and INCAM-4. In species such as *Urochloa*, such distinctions in yield effectiveness between these inoculants persist consistently throughout the year, even with more pronounced seasonality in biomass production (González, 2014).

While there were significant differences in colonization frequencies among certain cultivars inoculated with INCAM-11, all instances of colonizations consistently fell within the range of 60 % and 68 %. However, in other crops, studies involving a broader spectrum of cultivars, including modern, traditional, and non-domesticated species, have reported a wider variation in colonization frequencies, ranging from 20 % to 70 % (Chu et al., 2013, Ryan et al., 2016). This disparity may be attributed to several factors, including the homogeneity of the cultivars in the present study obtained under a unified breeding scheme, that uniform application of an effective inoculant across all cultivars, the nutrient supply in these experiments meeting the plants' requirements of the plants, and the inherent mycotrophy of sweet potatoes, which might contribute to this observed behavior.

The significant correlations obtained in both growth periods between colonization frequency and yields when applying the three inoculants not only suggest that yield were dependent on the differentiated colonization caused by the inoculants but also underscore the efficacy of this indicator in evaluating inoculants effectiveness. Similarly, various studies employing these same inoculants have reported significant correlations between mycorrhizal colonization and yield or biomass production in different crops (González, 2014; Simó González et al., 2017). The higher correlation coefficients observed when considering only the application of INCAM-11 indicate that the more effective the inoculant, the stronger the connection between mycorrhizal performance and yield, aligning with the findings of Kiers et al. (2011).

When considering spores, whose reproduction is characteristic of each crop (Willis et al., 2013), comparing quantities across different crop experiments isn't valid. Spore reproduction is a vital part of the fungus's survival mechanism and typically increases toward the end of the crop cycle or in response to adverse mycorrhizal conditions (van der Heidjen et al., 2015). Regardless of these behaviours, it seems that, at least with these specific inoculants, the effectiveness is also reflected in the quantities of spores reproduced, which correspond to the colonization frequencies obtained.

In line with the findings on this study, Zangaro and Lirio Rondina (2016), studying 27 tropical herbaceous plants and shrubs, also observed strong relationships between colonization and spore numbers, considering both as indicators of mycorrhizal functioning. Similarly, Koch et al. (2017) discovered significant correlation between spore counts and yield while evaluating 56 AMF isolates across three plant species. González (2014), working with similar inoculants in *Urochloa* fodder areas, reported substantial relationships between colonization and spore production, with the highest values observed when applying the effective inoculant suitable for the soil type. Additionally, higher spore counts were associated with prolonged persistence of the applied inoculant, delaying the necessity for re-inoculation.

In the present experiments during the high-yield season, only one cultivar (INIVIT B 98-2), across both repetitions, achieved similar yields when inoculated with either INCAM-11 or INCAM-4. However, even in this cultivar, the percentages of colonization and spore counts were consistently higher when inoculated with INCAM-11. Moreover, in the low rainy and cold season, while there were no significant differences in yields between the two isolates, the frequencies of colonization and spore counts were notably higher in all cases when INCAM-11 was applied. Therefore, it doesn't seem that the phenomenon of compatibility (Rivera et al., 2007) is evident in any of these cultivars with the studied inoculants.

The results underscore the superior effectiveness of the INCAM-11-based inoculant for sweet potato cultivars in these soils. It's noteworthy that the benefits of inoculation were achieved by reducing NPK fertilizer doses by 50 %, attributable to the increased nutrient uptake in efficiently mycorrhizal crops (Gonzalez et al., 2015; Rivera et al., 2007; Ruiz Martinez et al., 2012;). Additionally, it highlights the potential use of the previous crop inoculated with INCAM-11 (Espinosa-Cuéllar et al., 2019) as a mean to efficiently mycorrhizae any of the studied sweet potato cultivars in succession and reap the benefits of effective mycorrhization in both crops.

Various authors who have compared the efficacy of these same inoculants across different crops such as grass species, fodder legumes, cassava, canavalia, and banana, have consistently observed that in soils with a pH-H₂O ranging between 7-8, INCAM-11 exhibits the highest effectiveness, followed by INCAM-4, while INCAM-2 generally displays the lowest efficacy (González et al., 2015; González Cañizares et al., 2016; Joao et al., 2016; Rivera Espinosa et al., 2023; Simó González et al., 2017). Hence, sweet potatoes cultivated in soils at pH-H₂O ranging between 7.25 to 7.55 fall within the scope of crops where this pattern holds true.

Conclusion

The sweet potato cultivars developed through the breeding program displayed a positive response to inoculation, even though they were initially selected for high yields with optimal fertilizer supply. Across different cultivars and growing seasons, INCAM-11 consistently showcase the most pronounced effects. This was evident not only in commercial yield but also in terms of colonization frequency and mycorrhizal spore quantity. The varying levels of colonization frequency and spore production served as a clear indicators of the effectiveness among the different inoculants.

The promising effectiveness of INCAM-11 inoculant across these sweet potato cultivars, particularly in Eutric Cambisol soils with carbonates, offers a potential avenue for simplifying management of AMF inoculants for this crop under similar soil conditions. Further validation at a larger scale in actual production setting is highly recommended.

References

- Abdelhalim, T., Jannoura, R., & Joergensen, R. G. (2019). Arbuscular mycorrhizal dependency and phosphorus responsiveness of released, landrace and wild Sudanese sorghum genotypes. *Archives of Agronomy and Soil Science*, 66(5), 706–716. <https://doi.org/10.1080/03650340.2019.1633577>

- Augé, R. M., Toler, H. D., & Saxton, A. M. (2015). Arbuscular mycorrhizal symbiosis alters stomatal conductance of host plants more under drought than under amply watered conditions: a meta-analysis. *Mycorrhiza*, 25(1), 13–24. <https://doi.org/10.1007/s00572-014-0585-4>
- Bender, S. F., Wagg, C., & van der Heidjen, M. G. A. (2016). An underground revolution: biodiversity and soil ecological engineering for agricultural sustainability. *Trends in Ecology & Evolution*, 31(6), 440–452. <https://doi.org/10.1016/j.tree.2016.02.016>
- Berruti, A., Lumini, E., Balestrini, R., & Bianciotto, V. (2016). Arbuscular mycorrhizal fungi as natural biofertilizers: Let's benefit from past successes. *Frontiers in Microbiology*, 6, Article 1559. <https://doi.org/10.3389/fmicb.2015.01559>
- Bonareri Oruru, M., Mugendi Njeru, E., Pasquet, R., & Runo, S. (2018). Response of a wild-type and modern cowpea cultivars to arbuscular mycorrhizal inoculation in sterilized and non-sterilized soil. *Journal of Plant Nutrition*, 41(1), 90–101. <https://doi.org/10.1080/01904167.2017.1381728>
- Chu, Q., Wang, X., Yang, Y., Chen, F., Zhang, F., & Feng, G. (2013). Mycorrhizal responsiveness of maize (*Zea mays* L.) genotypes as related to releasing date and available P content in soil. *Mycorrhiza*, 23(6), 497–505. <https://doi.org/10.1007/s00572-013-0492-0>
- Dibut Alvarez, B., Martínez Viera, R., Hernández Barrueta, G., López Gutiérrez, M., Martínez Cruz, A., Bach Álvarez, T., Rivera Espinosa, R., Hernández Rodríguez, A., Fernández Martín, F., Medina Basso, N., & Herrera, R. A. (2011). Surgimiento y desarrollo en Cuba de la red de producción de biofertilizantes y bioestimuladores. *Agrotecnia de Cuba*, 35(1), 61–72. <https://bit.ly/3Jqh3bI>
- Espinosa-Cuéllar, A., Rivera-Espinosa, R., Ruíz-Martínez, L., Espinosa-Cuéllar, E., & Lago-Gato, Y. (2019). Manejo de precedentes inoculados con HMA para micorrizar eficientemente el boniato (*Ipomoea batatas* L.) en sucesión. *Cultivos Tropicales*, 40(2), Artículo e03. <https://ediciones.inca.edu.cu/index.php/ediciones/article/view/1508/html>
- Fernández, F., Gómez, R., Vanegas, L. F., Martínez M. A., de la Noval, B., & Rivera, R. (2000). *Producto inoculante micorrizógeno* (Certificado de Patente CU 22641). Oficina Cubana de la Propiedad Industrial. <https://bit.ly/3w7Ma45>
- Food and Agriculture Organization of the United Nations. (2019). FAOSTAT Statistical Database. <https://www.fao.org/faostat/en/#data/QCL>. Accessed August 2022
- Giovanetti, M., & Mosse, B. (1980). An evaluation of techniques for measuring vesicular arbuscular mycorrhizal infection in roots. *New Phytologist*, 84(3), 489–500. <https://doi.org/10.1111/j.1469-8137.1980.tb04556.x>
- González, P. J. (2014). *Manejo efectivo de la simbiosis micorrízica arbuscular vía inoculación y la fertilización mineral en pastos del género Brachiaria* [Tesis doctoral, Universidad Agraria de La Habana], Repositorio Digital Geotech. <http://repositorio.geotech.cu/jspui/handle/1234/3632>
- González, P. J., Ramírez, J. F., Rivera, R., Hernández, A., Plana, R., Crespo, G., & Rosales, P. R. (2015). Management of arbuscular mycorrhizal inoculation for the establishment, maintenance and recovery of grasslands. *Cuban Journal of Agricultural Science*, 49(4), 535–540. <http://cjas.science.com/index.php/CJAS/article/view/499>
- González Cañizares, P. J., Ramírez Pedroso, J. F., Rivera Espinosa, R., Hernández Jiménez, A., & Crespo Flores, G. (2016). Efectividad de la inoculación de hongos micorrízicos arbusculares en dos leguminosas forrajeras cultivadas en dos tipos de suelos. *Tropical Grasslands-Forrajeras Tropicales*, 4(2), 82–90. [https://doi.org/10.17138/TGFT\(4\)82-90](https://doi.org/10.17138/TGFT(4)82-90)

- Guo, J., Ling, N., Chen, Z., Xue, C., Li, L., Liu, L., Gao, L., Wang, M., Ruan, Y., Guo, S., Vandenkoornhuys, P., & Shen, Q. (2020). Soil fungal assemblage complexity is dependent on soil fertility and dominated by deterministic processes. *New Phytologist*, 226(1), 232–243. <https://doi.org/10.1111/nph.16345>
- Hart, M. M., Antunes, P. M., Bala Chaudhary, V., & Abbott, L. K. (2018). Fungal inoculants in the field: Is the reward greater than the risk? *Functional Ecology*, 32(1), 126–135. <https://doi.org/10.1111/1365-2435.12976>
- Herrera-Peraza, R. A., Furrázola, E., Ferrer, R. L., Fernández Valle, R., & Torres Arias, Y. (2004). Functional strategies of root hairs and arbuscular mycorrhizae in an evergreen tropical forest, Sierra del Rosario, Cuba. *Revista CENIC Ciencias Biológicas*, 35(2), 113–123. <https://revista.cnic.cu/index.php/RevBiol/article/view/1199>
- Jansa, J., Forczek, S. T., Rozmoš, M., Püschel, D., Bukovská, P., & Hřelová, H. (2019). Arbuscular mycorrhiza and soil organic nitrogen: network of players and interactions. *Chemical and Biological Technologies in Agriculture*, 6, Article 10. <https://doi.org/10.1186/s40538-019-0147-2>
- Janos, D. P. (2007). Plant responsiveness to mycorrhiza differs from dependence upon mycorrhizas. *Mycorrhiza*, 17(2), 75–91. <https://doi.org/10.1007/s00572-006-0094-1>
- Jiang, F., Zhang, L., Zhou, J., George, T. S., & Feng, G. (2021). Arbuscular mycorrhizal fungi enhance mineralization of organic phosphorus by carrying bacteria along their extraradical hyphae. *New Phytologist*, 230(1), 304–315. <https://doi.org/10.1111/nph.17081>
- João, J. P., Espinosa Cuéllar, A., Ruíz Martínez, L., Simó González, J., & Rivera Espinosa, R. (2016). Efectividad de cepas de HMA en el cultivo de la yuca (*Manihot esculenta* Crantz) en dos tipos de suelos. *Cultivos Tropicales*, 37(1), 48–56. <https://ediciones.inca.edu.cu/index.php/ediciones/article/view/1153>
- Kiers, E. T., Duhamel, M., Beesetty, Y., Mensah, J. A., Franken, O., Verbruggen, E., Fellbaum, C. R., Kowalchuk, G. A., Hart, M. M., Bago, A., Palmer, T. M., West, S. A., Vandenkoornhuys, P., Jansa, J., & Bücking, H. (2011). Reciprocal rewards stabilize cooperation in the mycorrhizal symbiosis. *Science*, 333(6044), 880–882. <https://doi.org/10.1126/science.1208473>
- Koch, A. M., Antunes, P. M., Maherali, H., Hart, M. M., & Klironomos, J. N. (2017). Evolutionary asymmetry in the arbuscular mycorrhizal symbiosis: conservatism in fungal morphology does not predict host plant growth. *New Phytologist*, 214(3), 1330–1337. <https://doi.org/10.1111/nph.14465>
- Lanfranco, L., Fiorilli, V., & Gutjahr, C. (2018). Partner communication and role of nutrients in the arbuscular mycorrhizal symbiosis. *New Phytologist*, 220(4), 1031–1046. <https://doi.org/10.1111/nph.15230>
- Lehmann, A., Leifheit, E. F., & Rillig, M. C. (2017). Mycorrhizas and soil aggregation. In C. Johnson, C. Gerhing, & J. Jansa (Eds.), *Mycorrhizal mediation of soil* (pp. 241–262). Freie Universität Berlin. <https://doi.org/10.1016/B978-0-12-804312-7.00014-0>
- Ministerio de la Agricultura. (2012). *Instructivo técnico sobre el cultivo del boniato*. Ministerio de la Agricultura.
- Mukhongo, R. W., Tumuhairwe, J. B., Ebanyat, P., AbdelGadir, A. H., Thuita, M., & Masso, C. (2017). Combined application of biofertilizers and inorganic nutrients improves sweet potato yields. *Frontiers in Plant Science*, 8, Article 219. <https://doi.org/10.3389/fpls.2017.00219>
- Oficina Nacional de Estadísticas e Información (Ed.). (2022). *Anuario Estadístico de Cuba 2021. Agricultura, Ganadería, Silvicultura y Pesca* (Capítulo 9). Oficina Nacional de Estadísticas e Información.

- Ortas, I., & Bilgili, G. (2022). Mycorrhizal species selectivity of sweet sorghum genotypes and their effect on nutrients uptake. *Acta Agriculturae Scandinavica, Section B – Soil & Plant Science*, 72(1), 733–743. <https://doi.org/10.1080/09064710.2022.2063167>
- Ortaş, I., & Rafique, M. (2017). The mechanisms of nutrient uptake by arbuscular mycorrhizae. In A. Varma, R. Prasad, & N. Tuteja (Eds.), *Mycorrhiza - Nutrient uptake, biocontrol, eco restoration* (pp. 1–20). Springer International Publishing AG. https://doi.org/10.1007/978-3-319-68867-1_1
- Paneque, V. M., Calaña, J. M., Calderón, M., Borges, Y., Hernández, T. C., & Caruncho, C. M. (2010). *Manual de técnicas analíticas para análisis de suelo, foliar, abonos orgánicos y fertilizantes químicos*. Ediciones Instituto Nacional de Ciencias Agrícolas.
- Parihar, M., Rakshit, A., Singh Meena, V., Kumar Gupta, V., Rana, K., Choudhary, M., Tiwari, G., Kumar Mishra, P., Pattanayak, A., Kumar Bisht, J., Singh Jatav, S., Khatri, P., & Singh Jatav, H. (2020). The potential of arbuscular mycorrhizal fungi in C cycling: a review. *Archives of Microbiology*, 202(7), 1581–1596. <https://doi.org/10.1007/s00203-020-01915-x>
- Pascual, J. A. (2016). The use of arbuscular mycorrhizal fungi in combination with *Trichoderma* spp. in sustainable agriculture. In N. K. Arora, S. Mehnaz, & R. Balestrini (Eds.), *Bioformulations for sustainable agriculture* (pp. 137–146). Springer India. https://doi.org/10.1007/978-81-322-2779-3_7
- Pellegrino, E., Öpik, M., Bonari, E., & Ercoli L. (2015). Responses of wheat to arbuscular mycorrhizal fungi: A meta-analysis of field studies from 1975 to 2013. *Soil Biology & Biochemistry*, 84, 210–217. <https://doi.org/10.1016/j.soilbio.2015.02.020>
- Phillips, J. M., & Hayman, D. E. (1970). Improved procedures for clearing roots and staining parasitic and vesicular-arbuscular mycorrhizal fungi for rapid assessment of infection. *Transactions of the British Mycological Society*, 55(1), 158–161. [https://doi.org/10.1016/S0007-1536\(70\)80110-3](https://doi.org/10.1016/S0007-1536(70)80110-3)
- Rillig, M. C., Aguilar-Trigueros, C. A., Camenzind, T., Cavagnaro, R. T., Degruno, F., Hohmann, P., Lammel, D. R., Mansour, I., Roy, J., van der Heijden, M. G. A., & Yang, G. (2019). Why farmers should manage the arbuscular mycorrhizal symbiosis. *New Phytologist*, 222(3), 1171–1175. <https://doi.org/10.1111/nph.15602>
- Rivera, R., Fernández, F., Fernández, K., Ruiz, L., Sánchez, C., & Riera, M. (2007). Advances in the management of effective arbuscular mycorrhizal symbiosis in tropical ecosystems. In C. Hamel, & C. Plenchette (Eds.), *Mycorrhizae in crop production* (pp. 151–196). Haworth Press.
- Rivera Espinosa, R., González Cañizares, P. J., Ruiz Martínez, L., Martín Alonso, G., & Cabrera Rodríguez, A. (2023). The strategic combination of mycorrhizal inoculants, fertilizers and green manures improve crop productivity. Review of Cuban research. In Q. -S. Wu, Y. -N. Zou, Y. -J. He, & N. Zhou (Eds.), *New research on mycorrhizal fungus* (pp. 55–112). Nova Publishers.
- Ruíz Martínez, L., Simó González, J., Rodríguez, S., & Rivera Espinosa, R. (2012). *Las micorrizas en cultivos tropicales. Una contribución a la sostenibilidad agroalimentaria*. Editorial Académica Española.
- Ryan, M. H., Kidd, D. R., Sandral, G. A., Yang, Z., Lambers, H., Culvenor, R. A., Stefanski, A., Nichols, P. G. H., Haling, R. H., & Simpson, R. J. (2016). High variation in the percentage of root length colonized by arbuscular mycorrhizal fungi among 139 lines representing the species subterranean clover (*Trifolium subterraneum*). *Applied Soil Ecology*, 98, 221–232. <http://dx.doi.org/10.1016/j.apsoil.2015.10.019>

- Sakha, M. A., Jefwa, J., Gweyi-Onyango, J. P. (2019). Effects of arbuscular mycorrhizal fungal inoculation on growth and yield of two sweet potato varieties. *Journal of Agriculture and Ecology Research International*, 18(3), 1–8. <https://doi.org/10.9734/jaeri/2019/v18i330063>
- Schütz, L., Gattinger, A., Meier, M., Müller, A., Boller, T., Mäder, P., & Mathimaran, N. (2017). Improving crop yield and nutrient use efficiency via biofertilization—A global meta-analysis. *Frontiers in Plant Science*, 8, Article 2204. <https://doi.org/10.3389/fpls.2017.02204>
- Simó González J. E., Rivera Espinosa, R., Ruíz Martínez, L., & Martín Alonso, G. (2020). The integration of AMF inoculants, green manure and organo-mineral fertilization, in banana plantations on calcic haplic phaeozems. *Tropical and Subtropical Agroecosystems*, 23, Article 08. <http://dx.doi.org/10.56369/tsaes.2882>
- Simó González, J. E., Ruíz Martínez, L. A., & Rivera Espinosa, R. (2017). Inoculación de hongos micorrizógenos arbusculares (HMA) y relaciones suelo Pardo-abonos orgánicos en la aclimatización de vitroplantas de banano. *Cultivos Tropicales*, 38(3), 102–111. <https://ediciones.inca.edu.cu/index.php/ediciones/article/view/15>
- Thirkell, T. J., Grimmer, M., James, L., Pastok, D., Allary, T., Elliott, A., Paveley, N., Daniell, T., & Field, K. J. (2022). Variation in mycorrhizal growth response among a spring wheat mapping population shows potential to breed for symbiotic benefit. *Food and Energy Security*, 11(2), Article e370. <https://doi.org/10.1002/fes3.370>
- Toppo, N. N., & Maiti, D. (2017). Capturing plant genetic potential of upland rice for exploiting arbuscular mycorrhiza responsiveness to improve rice variety for higher phosphorus (P) acquisition under p limiting environments. In A. Varma, R. Prasad, & N. Tuteja (Eds.), *Mycorrhiza - nutrient uptake, biocontrol, ecorestoration* (pp. 45–73). Springer International Publishing AG. https://doi.org/10.1007/978-3-319-68867-1_3
- van der Heijden, M. G. A., Martin, F. M., Selosse, M. -A., & Sanders, I. R. (2015). Mycorrhizal ecology and evolution: the past, the present, and the future. *New Phytologist*, 205(4), 1406–1423. <https://doi.org/10.1111/nph.13288>
- Wang, X. -x., Zhang, M., Sheng, J. -d., Feng, G., & Kuypers, T. W. (2022). Breeding against mycorrhizal symbiosis: modern cotton (*Gossypium hirsutum* L.) varieties perform more poorly than older varieties except at very high phosphorus supply. *Journal of Integrative Agriculture*, 22(3), 701–705. <https://doi.org/10.1016/j.jia.2022.08.004>
- Willis, A., Rodrigues, B. F., & Harris, P. J. C. (2013). The ecology of arbuscular mycorrhizal fungi. *Critical Reviews in Plant Sciences*, 32(1), 1–20. <https://doi.org/10.1080/07352689.2012.683375>
- World Reference Base for Soil Resources. (2014). *World reference base for soil resources 2014. International soil classification system for naming soils and creating legends for soil maps, update 2015*. [World soil resources Reports 106]. Food and Agriculture Organization of the United Nations. <https://www.fao.org/3/i3794en/I3794en.pdf>
- Zangaro, W., & Lirio Rondina, A. B. (2016). arbuscular mycorrhizas in different successional stages in some Brazilian ecosystems. In M.C. Pagano (Ed.), *Recent advances on mycorrhizal fungi, fungal biology* (pp. 47–62). Springer International Publishing Switzerland. https://doi.org/10.1007/978-3-319-24355-9_5
- Zhang, S., Lehmann, A., Zheng, W., You, Z., & Rillig, M. C. (2019). Arbuscular mycorrhizal fungi increase grain yields: a meta-analysis. *New Phytologist*, 222(1), 543–545. <https://doi.org/10.1111/nph.15570>